

THE SCHOOL BOARD OF SARASOTA COUNTY, FLORIDA



2018-2019 FINAL BUDGET GENERAL FUND SUMMARY

September 11, 2018

SARASOTA COUNTY SCHOOL BOARD

Bridget Ziegler, Chair
Jane Goodwin, Vice Chair
Shirley Brown
Caroline Zucker
Eric Robinson

Dr. Todd Bowden, Superintendent
Dr. Laura Kingsley, Assistant Superintendent-Chief Academic Officer
Ms. Mitsi Corcoran, Assistant Superintendent-Chief Financial Officer
Mr. Jeff Maultsby, Assistant Superintendent-Chief Operating Officer

Prepared by the staff of the Budget office:
Christa Curtner, Assistant Budget Director
Sheina Runions, Budget Specialist
Deana Hays, Budget Accountant
Deanna Lawton, Budget Accountant
Bonnie Lyons, Budget Accountant
Robert Macaluso, Admin. Assistant III/Bookkeeper

1960 Landings Boulevard
Sarasota, Florida 34231-3331
www.sarasotacountyschools.net
(941) 927-9000

This page intentionally left blank

2018-2019 GENERAL FUND BUDGET SUMMARY

TABLE OF CONTENTS

	PAGE
General Fund Overview.....	1
Budget 2018-2019.....	2
Twelve Year Florida Education Finance Program Base Student Allocation.....	9
Comparative Statements of Estimated Revenues, Appropriations and Fund Balance for the Fiscal Years 2015-2016 through 2018-2019.....	10
Comparative Statement of Revenues for the Fiscal Years 2015-2016 through 2018-2019	11
Comparative Statement of Positions for the Fiscal Years 2015-2016 through 2018-2019.....	12
Comparative Statement of Salaries for the Fiscal Years 2015-2016 through 2018-2019.....	13
Comparative Statement of Employee Benefits for the General Fund for the Fiscal Years 2015-2016 through 2018-2019.....	14
Comparative Statement of Appropriations by Object for the General Fund for the Fiscal Years 2015-2016 through 2018-2019.....	15
Comparative Statement of Appropriations by Function for the General Fund for the Fiscal Years 2015-2016 through 2018-2019.....	16
Supplemental Schedules:	
Schedule A: Voted Millage Referendum Update 2018-19	19
Schedule B: District Enrollment 2014-15 through 2022-23	43
Schedule C: Departmental Organization Charts.....	123

This page intentionally left blank

The School Board of Sarasota County, Florida 2018-2019 General Fund Budget

Sarasota County School Board Vision Statement

The School District of Sarasota County places learning at the center of its activities to enable all learners to lead productive, responsible, and healthful lives.

Sarasota County School Board Mission Statement

The School District of Sarasota County prepares students to achieve the highest learning standards by engaging a high-quality staff, involved parents, and a supportive community.

General Fund Overview

The General Fund is the chief operating fund of the school district. Generally accepted accounting principles prescribe that the General Fund be used to account for all financial resources except those required to be accounted for in another fund.

The General Fund revenues are controlled by the State Legislature. Each year, the Legislature appropriates funding for school districts using the Florida Education Finance Program (FEFP). This funding system was enacted by the Florida Legislature in 1973 to guarantee equalized funding per student on a state-wide basis. A key feature of the FEFP funding model is that it bases financial support for education upon an individual student's participation in specific education programs rather than upon the number of teachers or classrooms.

In addition to the base funding, the Legislature also appropriates funds to school districts called Categoricals. Categoricals are other Legislative or voter mandated educational programs. The largest categorical is the student class size amendment approved by voters in 2002. This amendment became fully effective in the 2010 - 2011 school year. Classrooms where core subject content is taught can have no more than 18 students for grades kindergarten through grade 3, no more than 22 students in grades 4 through 8, and no more than 25 students in grades 9 through 12. The 2013 Legislature added that schools of choice were granted the ability to meet class size as averaged per grade category instead of class by class. The penalty for classrooms that have more students than permitted is the loss of the class size categorical and half of the base student allocation for each student that exceeds the maximum. School districts out of compliance must submit a corrective action plan by February 1, 2020, to receive a portion of the funding taken away for noncompliance. School districts in compliance will receive a redistribution of penalty funds paid by the districts out of compliance.

The Legislature has established other laws that allow school districts to raise additional revenue. The 2001 Legislature provided authority for an additional levy, not to exceed four years, for operational purposes to be authorized by the electorate through a local referendum. The Sarasota County School Board held a local referendum in 2002 and the voters approved a 1 mill levy that was extended an additional 4 years by voters in 2006, 2010, 2014 and 2018. This funding source accounts for approximately 13% of the total revenue including transfers in the General Fund.

The School Board of Sarasota County, Florida

2018-2019 General Fund Budget

The General Fund's primary expenditure is salary and employee benefits, representing approximately 75% of all expenditures. The salaries paid out of the General Fund cover most all staff in schools and support departments. This includes teachers, bus drivers, custodians, etc. The other 25% of expenditures provides for instructional materials, utilities, fuel for buses, charter school payments etc.

The 2018-2019 Budget

Budget development and preparation is a year-round continuous process. The 2018-19 budget process began immediately after the 2017-18 final budget was adopted. Student projections are forecasted over a five-year period identifying both operating and capital needs. The first budget workshop was held on February 20, 2018.

The February 20, 2018 workshop included the review of the Budget Calendar and a comparison of the 2017-2018 Third Calculation of the Florida Education Finance Program (FEFP) to the 2018-19 House and Senate Budget Proposals.

The next budget workshop was held March 22, 2018. At this workshop, the General Fund estimated results of operations through June 30, 2018 were reviewed as well as projections for the 2018-19 Preliminary Budget based upon the Conference Report dated March 8, 2018. The 2018-19 Capital Improvement Plan Budget was also discussed with the change in legislature and removal of the Charter School distribution. At the School Board meeting, later the same day, school and department budgets for the 2018-2019 school year were approved for release to allow for staffing to be completed prior to the end of the school year.

During the June 19, 2018 workshop, the Capital Improvement Plan update was reviewed. At this meeting, the Board reflected on the impacts HB 7069 had on the 2017-18 Capital Budget, especially the impact of the requirement to wholly share local capital outlay revenue with charter schools.

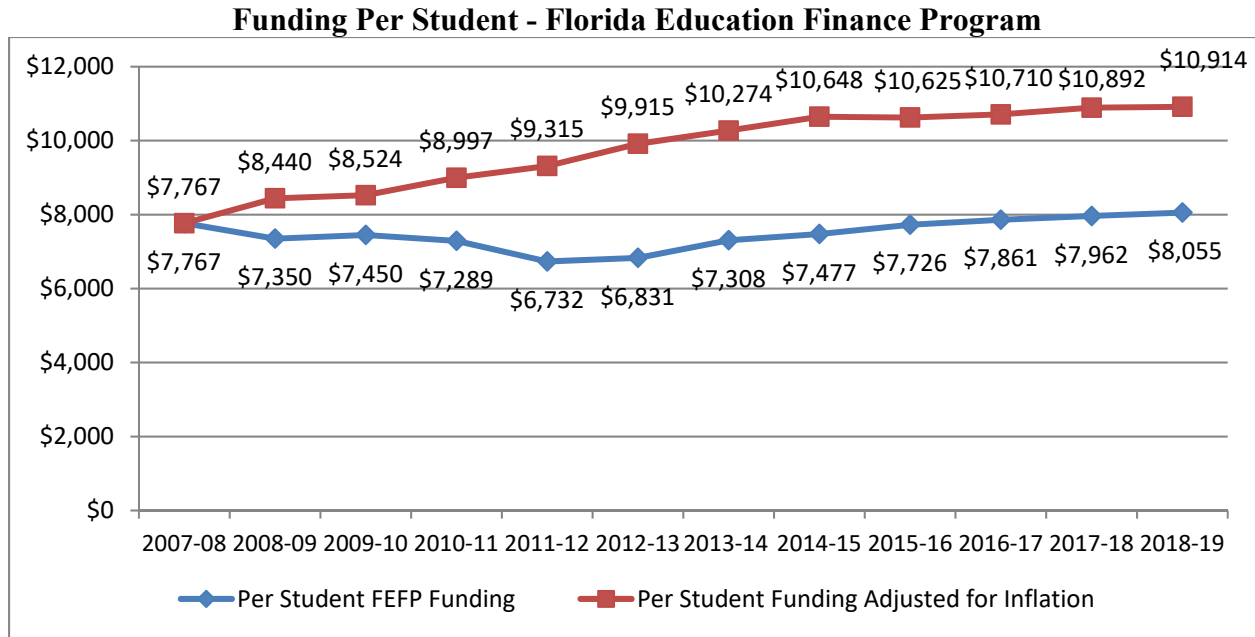
At the June 19, 2018 workshop, the Board reviewed estimated fiscal year 2017-2018 results of operations for the General Fund. These were estimated based upon revenues and expenditures through May 31, 2018. The Preliminary fiscal year 2018-19 Budget was also reviewed based upon positions added from the safe school legislative requirements regarding School Resource Officers and the District Police Force addition, student growth, waivers during the staffing process, revised grant funding and updated legislative information. On August 21, 2018, the Board approved Charters to receive \$250/UFTE of the Capital Millage Outlay for the 2019 school year only.

Revenues

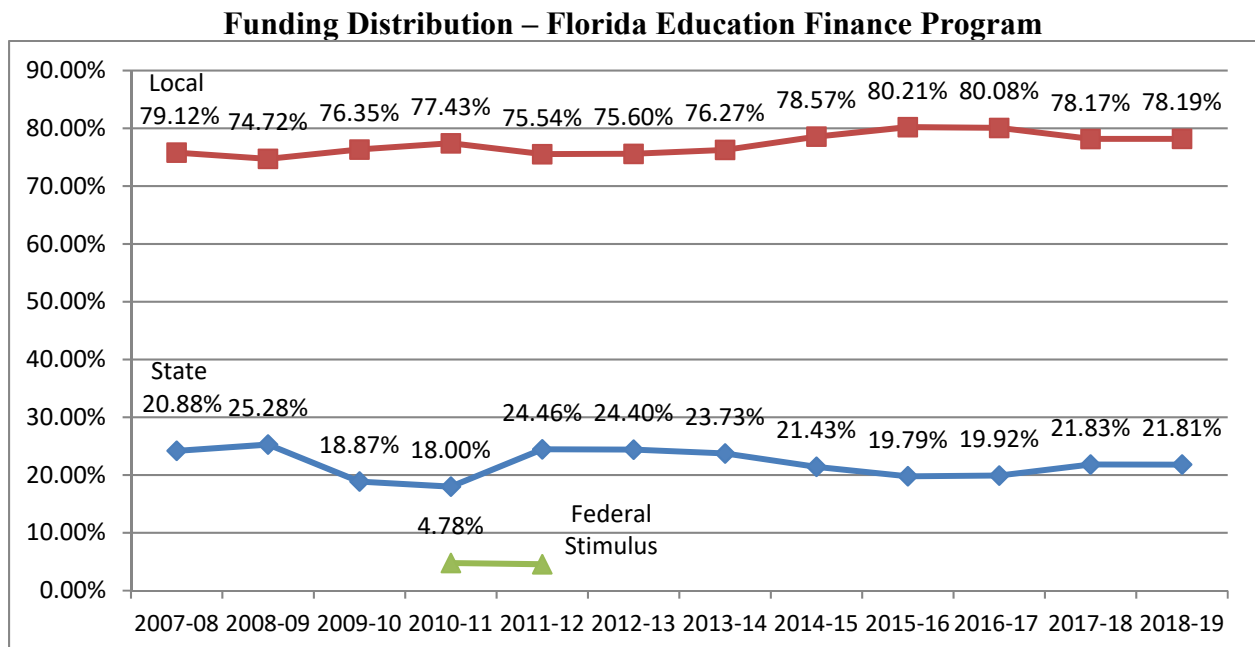
As mentioned previously, the Florida Legislature determines the funding for Public Education on an annual basis. Using the FEFP original calculation per year, the chart below reflects the amount per student Sarasota County School District received from the Florida Legislature's budgeted appropriation. The amount per student in the 2007-2008 fiscal year was \$7,767 per student. The amount provided per student for the 2018-2019 fiscal year is \$8,055. This represents a \$288 or 3.6% increase in funding over the 12-year period. In addition, it was not until the 2016-2017 fiscal year that funding reached or exceeded 2007-2008 funding levels.

The School Board of Sarasota County, Florida 2018-2019 General Fund Budget

The chart below also displays what the amount per student would have been if the Legislature had funded education based upon the growth in the consumer price index.



The Legislature uses a combination of state funding and local property taxes to fund the state’s K-12 public education system. During the great recession, the state also received supplemental stimulus funding from the Federal Government to support education. The following graph is the historical percentage of the funding the Sarasota County Public Schools received by revenue source as provided by the Florida Legislature, through the Florida Education Finance Program. The graph below highlights the Sarasota County School District funding from the FEFP derived from local sources.

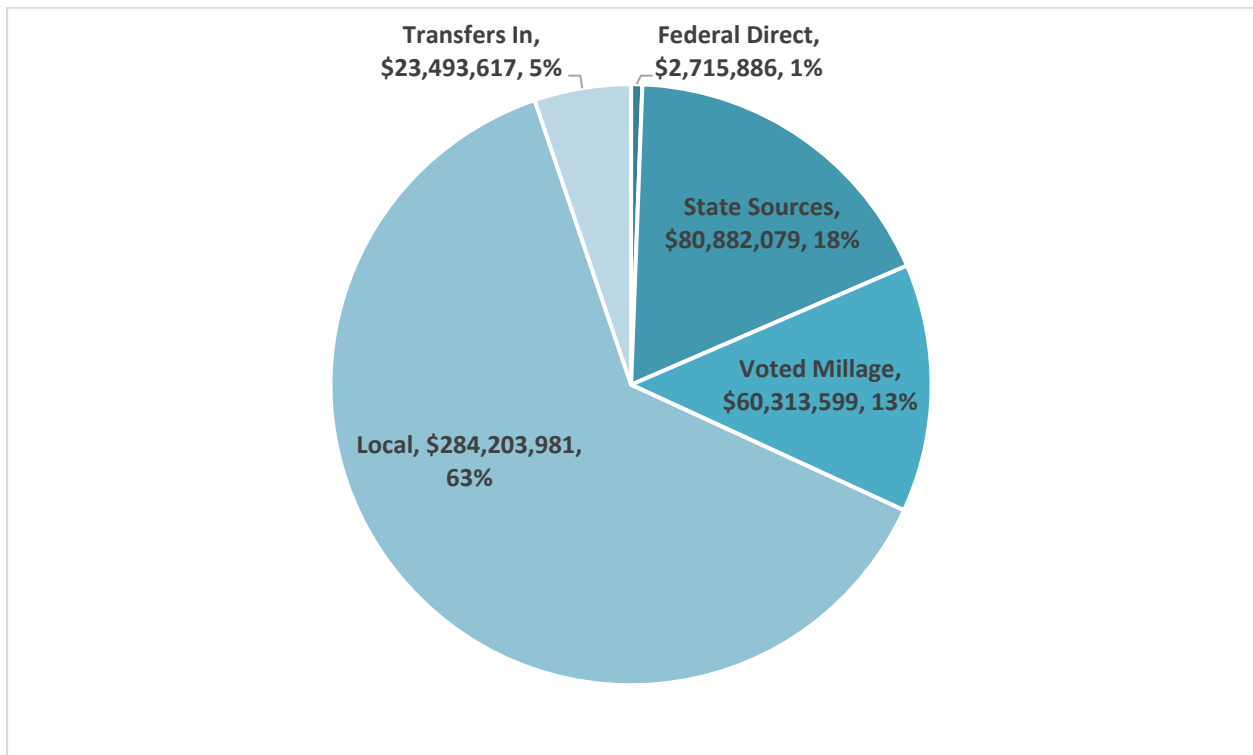


The School Board of Sarasota County, Florida 2018-2019 General Fund Budget

Revenues and Transfers In

Description	Unaudited Actual 2017-18	Final Budget 2018-19	Increase (Decrease)	Percentage Change
Federal Direct Funds – Slight increase in ROTC and Medicaid Reimbursement for Administrative Claiming.	\$2,682,294	\$2,715,886	\$33,592	1.25%
State Funds - Decrease mainly due to Best and Brightest not in estimation as it is a flow through.	\$83,335,594	\$80,882,079	(\$2,453,515)	-2.94%
Local Funds – Increase in the FEFP due to the growth in the July 1st Taxable Assessed values.	\$336,561,554	\$344,517,580	\$7,956,026	2.36%
Transfers In From Other Funds – Increase mainly due to the larger flow through of the PECO allocation to the Charters from the state.	\$19,080,038	\$23,493,617	\$4,413,579	23.13%
Total Revenues and Transfers in from Other Funds.	\$441,659,480	\$451,609,162	\$9,949,682	2.25%

2018-2019 Total Revenues and Transfers In \$451,609,162



**The School Board of Sarasota County, Florida
2018-2019 General Fund Budget**

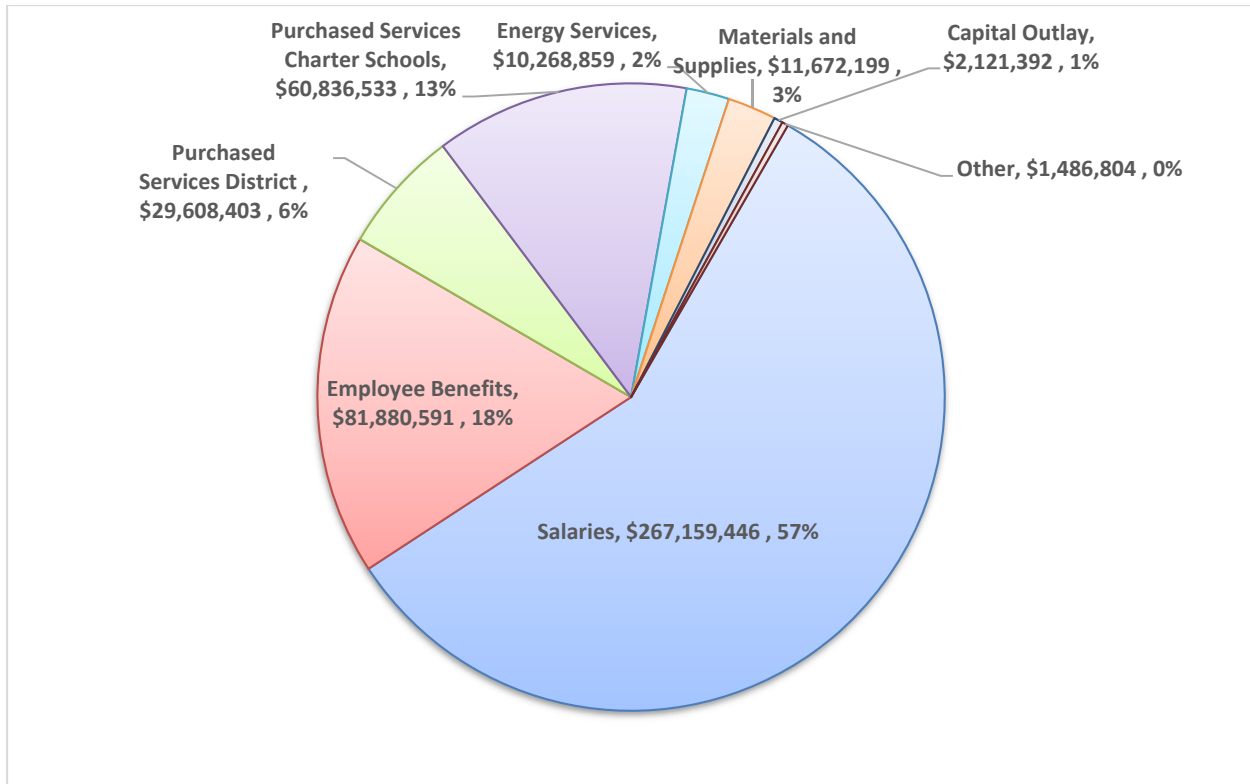
Appropriations

Description	Unaudited Actual 2017-18	Final Budget 2018-19	Increase (Decrease)	Percentage Change
Salaries – The increase is due to the two year negotiated salary settlement, plus positions added due to budget priorities (School Police), and the waiver process.	\$254,509,462	\$267,159,446	\$12,649,984	4.97%
Employee Benefits – The increase is based upon the additional salaries above, an increase to retirement and a change to employee group insurance to allow for position growth.	\$80,332,274	\$81,880,591	\$1,548,317	1.93%
Purchased Services District – The increase is due to the projected need of hard to fill ESE positions and the newly required Mental Health Allocation obligations.	\$25,325,675	\$29,608,403	\$4,282,728	16.91%
Purchased Services Charter Schools - The increase is based upon the FEFP funding from Charter School enrollment projections and PECO funding.	\$54,513,461	\$60,836,533	\$6,323,072	11.60%
Energy Services – The decrease is due to the removal of a temporary electric rate increase and anticipated incentives.	\$10,650,841	\$10,268,859	(\$381,982)	-3.59%
Materials and Supplies – The increase is due to anticipated roll forward of instructional material needs, textbook adoptions and materials for the School Police.	\$10,673,882	\$11,672,199	\$998,317	9.35%
Capital Outlay – The increase is due to historical trending.	\$2,019,575	\$2,121,392	\$101,817	5.04%
Other Expenses - The decrease is due to historical trending.	\$1,489,272	\$1,486,804	(\$2,468)	-0.17%
Transfer Out – Decrease due to elimination of transfer to Internal Services Fund.	\$577,910	\$0	(\$577,910)	-100.00%
Total Appropriations and Transfers Out	\$440,092,352	\$465,034,227	\$24,941,875	5.67%

The School Board of Sarasota County, Florida
2018-2019 General Fund Budget
Appropriations

Appropriations for the 2018-2019 fiscal year are increasing by \$24,941,875 or 5.67% over last year. The increase is related to a two-year negotiated salary settlement, added positions from approved budget priorities such as the School Police, additional staff needed for TRIAD, a legislatively mandated retirement rate increase, and an increase in pass through of funds for charter schools.

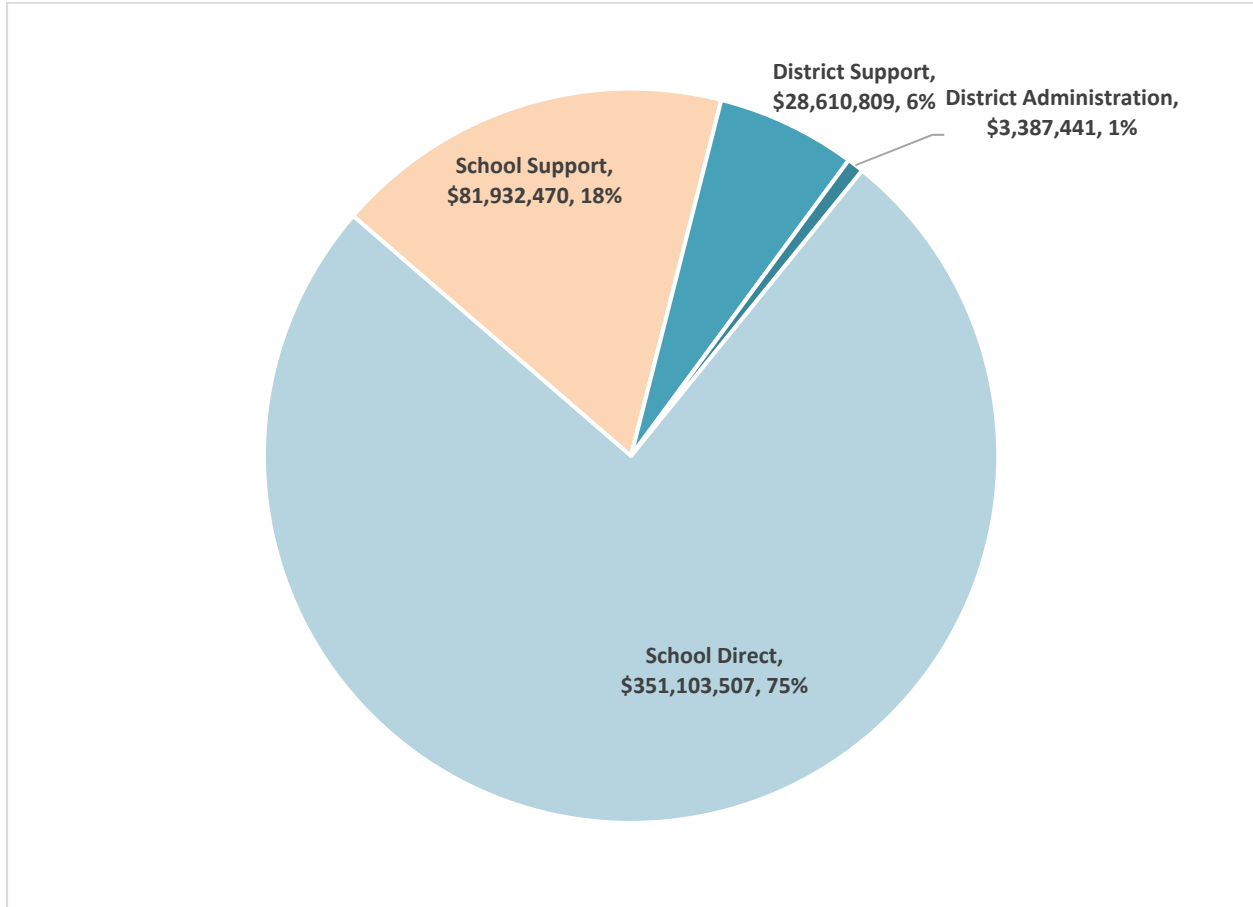
2018-2019 Appropriations by Object \$465,034,227



Summary of the 2018-2019 Appropriations by Function Categories

In the graph below are the appropriations summarized by school direct, school support, district support services and district administration services. The composition of the school direct function appropriations are instruction, pupil support services, instructional media services, instructional technology services, and community services. The composition of the school support function appropriations are instruction and curriculum development, instructional staff training, school administration, transportation, operation of plant, food service, and transfers to other funds. The composition of the district support services function appropriations are administrative technology services, fiscal services, central services, and maintenance of plant. The composition of the district administration services function appropriations are general administration, board of education, and legal services.

The School Board of Sarasota County, Florida
2018-2019 General Fund Budget
2018-2019 Total Appropriations by Function Categories \$465,034,227



Ending Gross Fund Balance

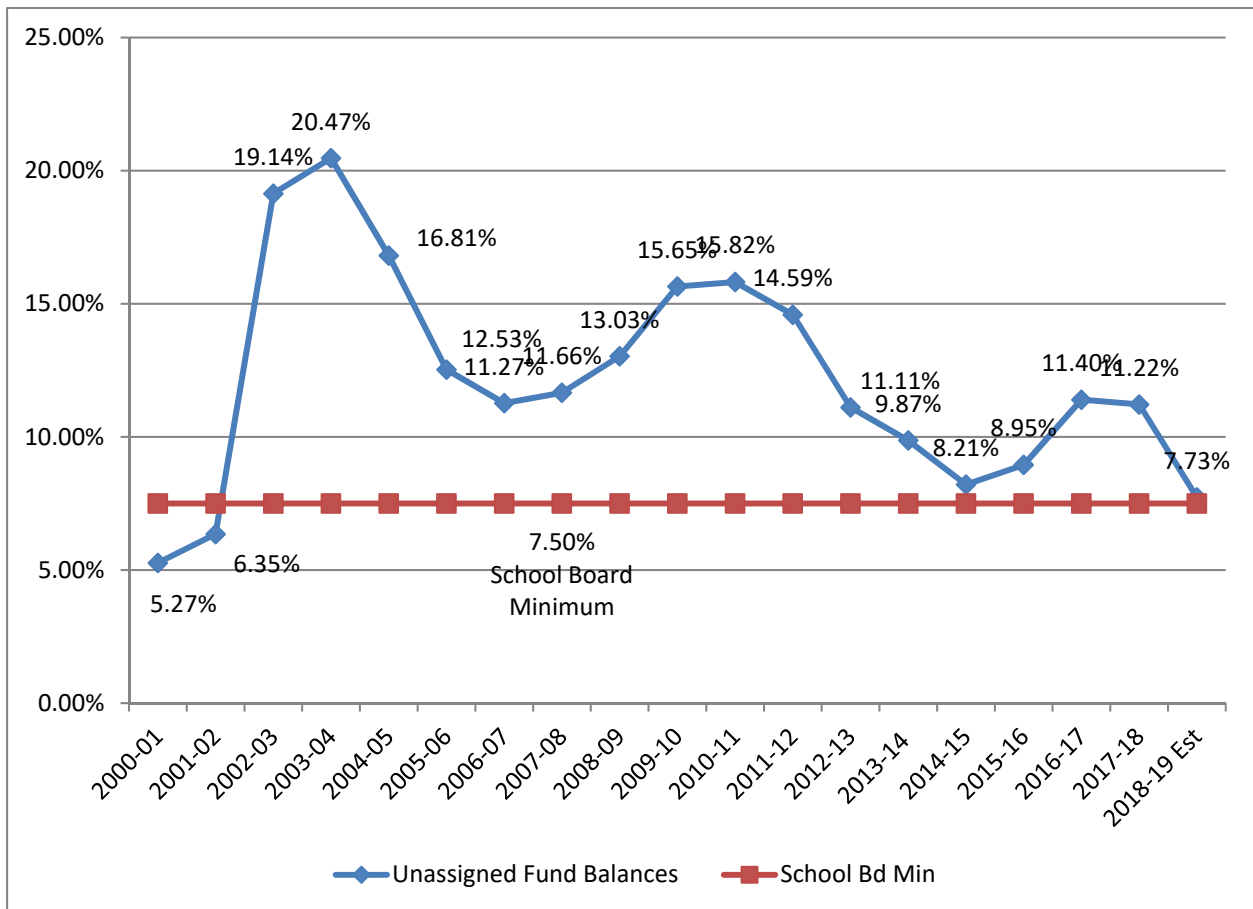
Description	Unaudited Actual 2017-18	Final Budget 2018-19	Increase (Decrease)	Percentage Change
Beginning Gross Fund Balance	\$73,434,844	\$75,001,972	\$1,567,128	2.13%
Add Revenues and Transfers In	\$441,659,480	\$451,609,162	\$9,949,682	2.25%
Less Appropriations and Transfers Out	\$440,092,352	\$465,034,227	\$24,941,875	5.67%
Ending Gross Fund Balance	\$75,001,972	\$61,576,907	(\$13,425,065)	-17.90%
Ending Unassigned Fund Balance	\$49,391,090	\$35,966,025	(\$13,425,065)	-27.18%
Ending Unassigned Fund Balance Percentage	11.22%	7.73%	-3.49%	-3.49%

The School Board of Sarasota County, Florida 2018-2019 General Fund Budget

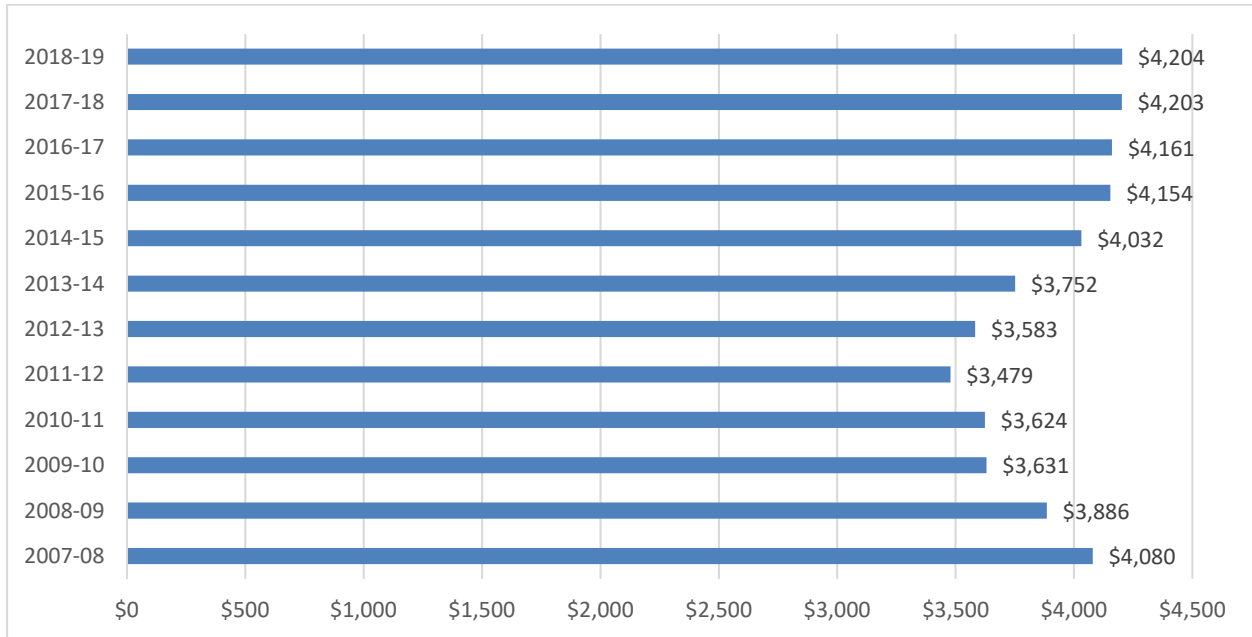
Composition of the Ending Gross Fund Balance

Description	Unaudited Actual 2017-18	Final Budget 2018-19	Increase (Decrease)	Percentage Change
Non Spendable Fund Balance (Inventory / Prepaid Expenses)	\$9,716,816	\$9,716,816	\$0	0.00%
Assigned Fund Balance (Encumbrances, School, Categorical and Grant Carry Forwards) Note: The majority of the reduction anticipated is use of the workforce development carry forward and the state instructional materials carry forward.	\$15,894,066	\$15,894,066	\$0	0.00%
Unassigned Fund Balance (Board Policy 10% to 7.5% of Appropriations)	\$49,391,090	\$35,966,025	(\$13,425,065)	-27.18%
Total Ending Gross Fund Balance	\$75,001,972	\$61,576,907	(\$13,425,065)	-17.90%

Historical Unassigned Fund Balances Compared to School Board Policy Minimum

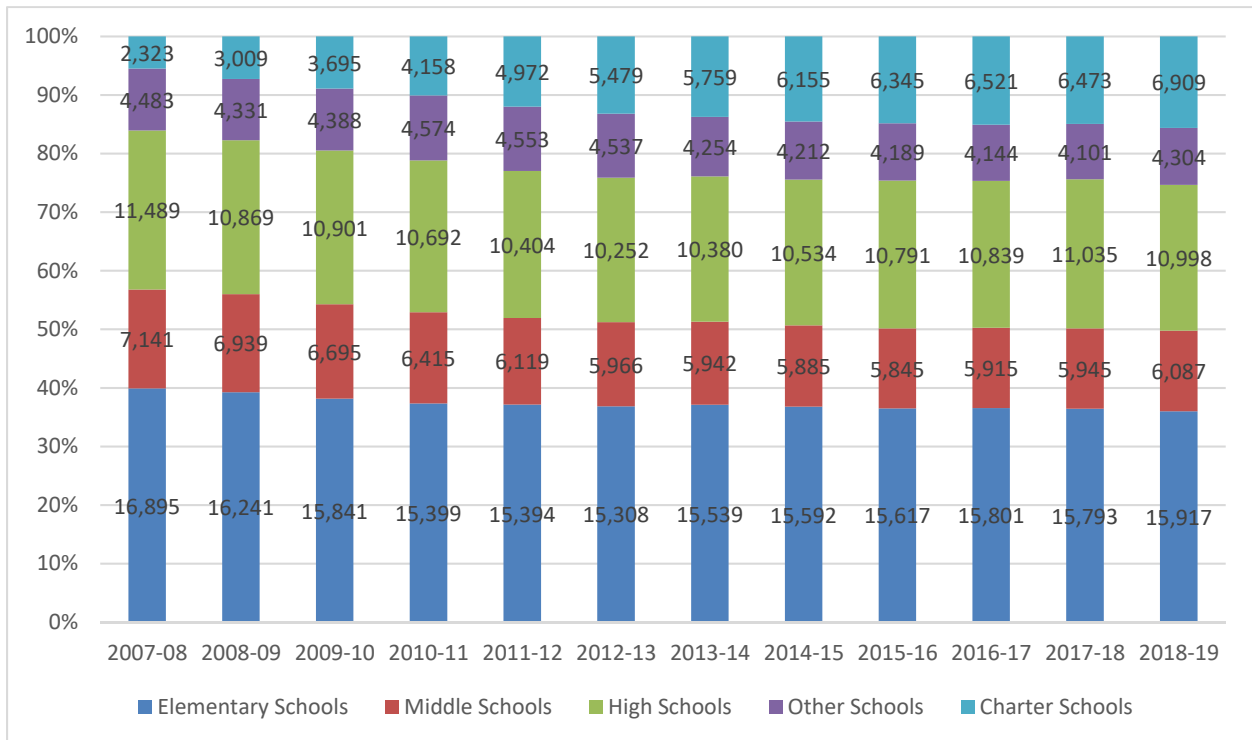


The School Board of Sarasota County, Florida
2018-2019 General Fund Budget
Florida Education Finance Program Base Student Allocation



Student Enrollment Information

In the chart below is a twelve-year history on the district’s student enrollment by area. The total district enrollment in 2017-18 was 43,347, projection for 2018-19 is 44,215, for a total district growth of 868 students, of which 436 is charter schools and 150 is Alternative Education.



**The School Board of Sarasota County, Florida
General Fund**

**Comparative Statement Of Revenues, Appropriations, and Fund Balance
For the Fiscal Years of 2015-16 to 2018-19**

Account Description	2015-2016 Actual	2016-2017 Actual	2017-2018 Original Budget	2017-2018 Amended Budget	2017-2018 Unaudited Actual	2018-19 Tentative Budget	2018-2019 Final Budget
Revenues and Transfers In from Other Funds							
Federal Direct	\$2,612,345	\$2,538,453	\$2,822,635	\$2,518,288	\$2,682,294	\$2,707,283	\$2,715,886
State	\$78,196,386	\$81,695,364	\$80,689,416	\$78,662,405	\$83,335,594	\$80,882,410	\$80,882,079
Local	\$317,131,856	\$326,656,238	\$336,950,761	\$337,110,119	\$336,561,554	\$346,408,858	\$344,517,580
Total Revenues	\$397,940,587	\$410,890,055	\$420,462,812	\$418,290,812	\$422,579,442	\$429,998,551	\$428,115,545
Transfers In							
Property Insurance Millage transfer	\$2,320,807	\$2,171,160	\$2,571,523	\$2,571,523	\$2,253,896	\$2,528,681	\$2,528,681
Capital (P.E.C.O.maintenance)	\$777,187	\$1,157,017	\$777,187	\$770,992	\$770,992	\$770,992	\$770,992
Capital (P.E.C.O. Charter School)	\$1,402,267	\$1,782,380	\$1,402,267	\$1,179,422	\$1,179,422	\$3,627,545	\$3,627,545
Capital (Millage maintenance)	\$13,466,139	\$13,663,700	\$13,463,712	\$13,577,067	\$13,577,067	\$13,463,712	\$13,463,712
Capital (Millage equipment)	\$1,770,216	\$1,489,770	\$1,669,226	\$1,556,171	\$1,298,661	\$3,102,687	\$3,102,687
Total Transfers In	\$19,736,616	\$20,264,027	\$19,883,915	\$19,655,175	\$19,080,038	\$23,493,617	\$23,493,617
Total Revenues & Transfers In	\$417,677,203	\$431,154,082	\$440,346,727	\$437,945,987	\$441,659,480	\$453,492,168	\$451,609,162
Appropriations							
Salaries	\$235,341,937	\$240,065,885	\$251,227,766	\$255,000,000	\$254,509,462	\$266,653,678	\$267,159,446
Employee Benefits	\$72,699,513	\$75,422,117	\$81,288,899	\$80,598,704	\$80,332,274	\$81,429,480	\$81,880,591
Purchased Services - District	\$22,757,840	\$25,034,810	\$26,329,090	\$26,179,889	\$25,325,675	\$29,494,689	\$29,608,403
Purchased Services - Charter schools	\$50,490,872	\$53,508,098	\$57,633,159	\$54,520,461	\$54,513,461	\$60,836,533	\$60,836,533
Energy Services	\$9,339,092	\$9,605,761	\$9,861,491	\$10,670,000	\$10,650,841	\$10,268,859	\$10,268,859
Materials and Supplies	\$9,426,938	\$9,106,390	\$10,671,582	\$10,800,000	\$10,673,882	\$11,672,196	\$11,672,199
Capital Outlay	\$2,064,978	\$2,010,616	\$2,146,704	\$2,100,000	\$2,019,575	\$2,121,393	\$2,121,392
Other Expenses	\$941,040	\$1,265,447	\$1,041,759	\$1,500,000	\$1,489,272	\$1,486,804	\$1,486,804
Transfers Out	\$577,910	\$577,910	\$577,910	\$577,910	\$577,910	\$0	\$0
Total Appropriations	\$403,640,120	\$416,597,034	\$440,778,360	\$441,946,964	\$440,092,352	\$463,963,632	\$465,034,227
Excess (Deficiency) of Revenues and Transfers Over Expenditures	\$14,037,083	\$14,557,048	(\$431,633)	(\$4,000,977)	\$1,567,128	(\$10,471,464)	(\$13,425,065)
Fund Balance							
Beginning Gross Fund Balance	\$44,840,713	\$58,877,796	\$73,434,844	\$73,434,844	\$73,434,844	\$70,241,400	\$75,001,972
Ending Gross Fund Balance	\$58,877,796	\$73,434,844	\$73,003,211	\$69,433,867	\$75,001,972	\$59,769,936	\$61,576,907
Composition of Ending Gross Fund Balance							
Assigned for Encumbrances	\$2,850,559	\$2,235,067	\$2,235,067	\$2,235,067	\$2,316,070	\$2,235,067	\$2,316,070
Non Spendable - Inventory/Prepaid	\$5,764,339	\$9,587,659	\$9,587,659	\$9,587,659	\$9,716,816	\$9,587,659	\$9,716,816
Restricted for Categorical & Grant Carry forwards	\$2,462,564	\$3,797,028	\$3,797,028	\$3,797,028	\$4,821,131	\$3,797,028	\$4,821,131
Restricted for Work Force Development	\$8,229,417	\$6,546,549	\$5,460,049	\$4,728,941	\$4,168,254	\$4,728,941	\$4,168,254
Assigned School & Department Carry forwards	\$3,452,204	\$3,788,532	\$3,788,532	\$3,788,532	\$4,588,611	\$3,788,532	\$4,588,611
Unassigned by Board Policy 10% to 7.5% of Total Appropriations	\$36,118,713	\$41,659,705	\$44,077,923	\$44,194,697	\$44,009,235	\$35,632,709	\$35,966,025
Unassigned - Amount beyond assigned 10%		\$5,820,304	\$4,056,953	\$1,101,943	\$5,381,855		
Total Ending Gross Fund Balance	\$58,877,796	\$73,434,844	\$73,003,211	\$69,433,867	\$75,001,972	\$59,769,936	\$61,576,907

**The School Board of Sarasota County, Florida
General Fund**

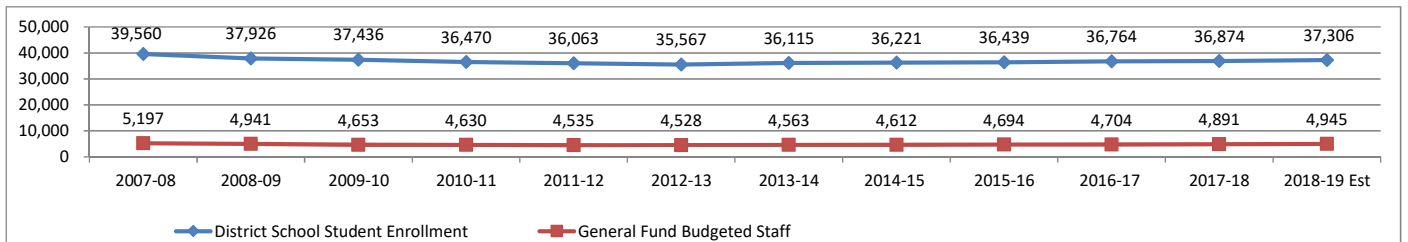
**Comparative Statement of Revenues
For the Fiscal Years of 2015-16 to 2018-19**

Account Description	2015-2016 Actual	2016-2017 Actual	2017-2018 Original Budget	2017-2018 Amended Budget	2017-2018 Unaudited Actual	2018-19 Tentative Budget	2018-2019 Final Budget
Federal Direct							
ROTC / PELL / SEOG	\$393,575	\$429,640	\$409,475	\$409,475	\$410,711	\$398,871	\$398,871
Medicaid Reimbursement	\$2,218,770	\$2,108,813	\$2,413,160	\$2,108,813	\$2,271,583	\$2,308,412	\$2,317,015
Total Federal Direct	\$2,612,345	\$2,538,453	\$2,822,635	\$2,518,288	\$2,682,294	\$2,707,283	\$2,715,886
State							
Florida Ed. Finance Program	(\$1,383,023)	\$1,165,072	\$1,289,078	\$394,592	\$610,977	(\$1,022,290)	(\$1,022,292)
ESE Scholarships	(\$2,969,273)	(\$3,144,714)	(\$3,181,507)	(\$3,220,763)	(\$3,357,453)	(\$3,404,122)	(\$3,404,122)
Best and Brightest Scholarship	\$1,362,285	\$1,486,086		\$0	\$4,316,400	\$0	\$0
Work Force Development	\$7,363,187	\$7,217,660	\$7,183,206	\$7,183,206	\$7,175,316	\$7,242,559	\$7,242,559
Ed. Enhancement / Lottery	\$0	\$745,832	\$0	\$79,322	\$79,472	\$78,906	\$78,906
CO&DS Withheld for Admin	\$27,105	\$27,575	\$27,575	\$27,575	\$27,247	\$27,575	\$27,247
Race Track Funds	\$446,500	\$446,500	\$446,500	\$446,500	\$446,500	\$446,500	\$446,500
Class Size Reduction	\$47,243,753	\$47,826,971	\$48,204,691	\$47,711,678	\$47,718,662	\$47,984,848	\$47,984,848
Instructional Materials	\$3,549,525	\$3,605,676	\$3,586,379	\$3,559,484	\$3,538,817	\$3,676,521	\$3,676,521
State License Tax	\$246,278	\$247,658	\$247,658	\$247,658	\$249,448	\$249,448	\$249,448
Transportation	\$6,226,814	\$6,354,390	\$6,387,727	\$6,148,047	\$6,283,147	\$6,344,650	\$6,344,650
Safe Schools	\$959,475	\$960,188	\$952,133	\$950,918	\$950,888	\$2,399,310	\$2,399,310
Supplemental Academic Instruction	\$8,615,669	\$8,686,853	\$8,758,112	\$8,685,881	\$8,692,114	\$8,800,924	\$8,800,924
Reading Instruction	\$2,006,075	\$2,015,922	\$2,007,791	\$2,003,822	\$2,004,914	\$1,997,123	\$1,997,123
Teachers Lead Program	\$702,713	\$694,084	\$695,271	\$695,271	\$695,271	\$829,420	\$829,420
Florida School Recognition Program	\$2,734,660	\$1,998,048	\$2,740,680	\$2,532,478	\$2,532,478	\$2,532,478	\$2,532,478
Digital Classrooms	\$890,400	\$1,168,814	\$1,167,840	\$1,165,167	\$1,165,100	\$1,038,261	\$1,038,261
Mental Health Assistance Allocation	\$0	\$0	\$0	\$0	\$0	\$1,048,815	\$1,048,815
Other Miscellaneous State	\$174,243	\$192,748	\$176,282	\$51,569	\$206,296	\$611,484	\$611,483
Total State	78,196,386	81,695,364	80,689,416	78,662,405	83,335,594	80,882,410	80,882,079
Local							
District School Tax (Required Local Effort)	\$220,226,949	\$222,628,769	\$223,818,768	\$223,818,768	\$225,652,990	\$226,477,564	\$226,477,565
District School Tax (Discretionary)	\$36,484,996	\$39,791,235	\$42,266,205	\$42,266,205	\$42,612,582	\$45,114,572	\$45,114,573
Voted School Tax	\$48,776,733	\$53,196,839	\$56,505,622	\$56,505,622	\$56,968,692	\$60,313,599	\$60,313,599
Course Fees	\$2,403,304	\$2,497,880	\$2,527,106	\$2,527,106	\$2,647,131	\$2,628,448	\$2,647,131
Childcare Fees	\$1,890,342	\$2,016,896	\$2,016,896	\$2,176,254	\$2,241,244	\$2,219,468	\$2,241,244
Rent	\$334,544	\$550,755	\$550,755	\$550,755	\$468,437	\$457,967	\$468,437
Interest	\$494,629	\$957,454	\$550,317	\$550,317	\$1,618,812	\$1,099,746	\$1,099,746
Food Service Indirect Cost	\$392,348	\$523,051	\$512,034	\$512,034	\$503,050	\$483,937	\$445,753
Federal Indirect Cost	\$806,389	\$549,102	\$859,992	\$859,992	\$492,432	\$487,992	\$492,432
Other Misc. Sources	\$5,321,622	\$3,944,257	\$7,343,066	\$7,343,066	\$3,356,184	\$7,125,565	\$5,217,100
Total Local	\$317,131,856	\$326,656,238	\$336,950,761	\$337,110,119	\$336,561,554	\$346,408,858	\$344,517,580
Total Revenues	\$397,940,587	\$410,890,055	\$420,462,812	\$418,290,812	\$422,579,442	\$429,998,551	\$428,115,545

**The School Board of Sarasota County, Florida
General Fund**

**Comparative Statement of Positions
For the Fiscal Years of 2015-16 to 2018-19**

Classification	2015-2016 Actual Filled	2016-2017 Actual Filled	2017-2018 Original Budget	2017-2018 Amended Budget	2017-2018 Actual Filled	2018-19 Tentative Budget	2018-2019 Final Budget
Instructional Personnel							
The Florida Legislature has defined Instructional Personnel as "any staff member whose function includes the provision of direct instructional services to students. This also includes personnel whose functions provide support in the learning process of students."							
Teachers	2,421.2	2,453.2	2,585.7	2,585.7	2,480.9	2,592.2	2,582.7
Teacher Aides & Para Aides	542.4	531.8	599.7	599.7	549.3	609.8	619.8
Guidance Counselors & Behavior Specialists	102.4	108.3	118.5	118.5	114.1	120.1	122.1
Psychologists and Social Workers	29.6	30.2	31.0	31.0	29.6	31.0	31.0
Total Instructional Personnel	3,095.6	3,123.5	3,334.9	3,334.9	3,173.9	3,353.1	3,355.5
Educational Support Personnel							
The Florida Legislature has defined Educational Support Employees as "employees whose job functions are neither administrative nor instructional, yet whose work supports the educational process."							
Managers / Supv. / Specialists	115.1	122.8	142.2	142.2	136.7	151.1	151.4
Bus Aides	54.0	54.0	60.0	60.0	53.9	61.0	61.0
Bus Drivers	236.5	218.2	268.7	268.7	221.4	263.7	263.7
Custodians	265.6	249.6	354.6	354.6	280.6	351.6	351.6
Data Processing Pers.	92.2	93.2	110.5	110.5	94.6	106.9	106.9
District & School Secretarial	305.1	298.1	325.8	325.8	323.8	328.0	329.0
Maint. /Mechanics/Delivery	152.1	151.5	162.0	162.0	144.0	165.5	165.5
School Resource Officers	0.0	0.0	0.0	0.0		24.0	25.0
Total Educational Support Pers.	1,220.6	1,187.4	1,423.7	1,423.7	1,255.0	1,451.8	1,454.0
Administrative Personnel							
The Florida Legislature has defined Administrative personnel as "those employees responsible for management functions such as the development of policies and implementation of those policies through the direction of personnel."							
School Board Members	5.0	5.0	5.0	5.0	5.0	5.0	5.0
Superintendent	1.0	1.0	1.0	1.0	1.0	1.0	1.0
Assistant Principals	52.0	53.0	70.0	70.0	71.0	70.0	70.0
Assistant Superintendents	2.0	3.0	3.0	3.0	3.0	3.0	3.0
Directors & Executive Directors	15.4	15.4	14.2	14.8	14.8	16.1	16.1
Principals	39.0	39.0	39.0	39.0	37.0	39.0	40.0
Total Administrative Pers.	114.4	116.4	132.2	132.2	131.8	134.1	135.1
Grand Total	4,430.6	4,427.3	4,890.8	4,890.8	4,560.7	4,938.9	4,944.6



**The School Board of Sarasota County, Florida
General Fund**

**Comparative Statement of Salaries
For the Fiscal Years of 2015-16 to 2018-19**

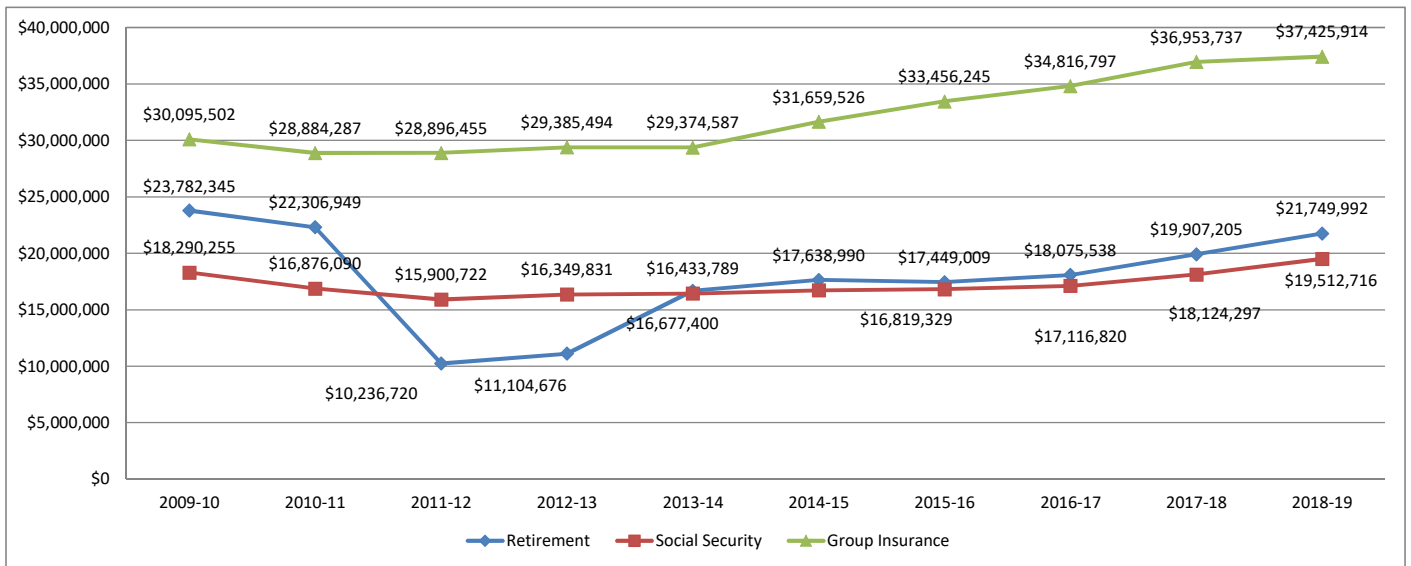
Classification	2015-2016 Actual	2016-2017 Actual	2017-2018 Original Budget	2017-2018 Amended Budget	2017-2018 Unaudited Actual	2018-19 Tentative Budget	2018-2019 Final Budget
Instructional Personnel							
The Florida Legislature has defined Instructional Personnel as "any staff member whose function includes the provision of direct instructional services to students. This also includes personnel whose functions provide support in the learning process of students."							
Teachers	\$136,378,810	\$140,529,181	\$145,835,589	\$147,954,008	\$147,785,156	\$158,575,921	\$158,157,980
Teacher Aides & Para Aides	\$11,559,684	\$12,242,070	\$12,880,223	\$13,240,026	\$13,227,037	\$13,952,453	\$14,295,772
Guidance Counselors	\$5,869,144	\$6,284,015	\$6,919,630	\$6,975,128	\$6,968,182	\$7,575,410	\$7,697,427
Psychologists and Social Workers	\$2,066,740	\$2,195,461	\$2,279,477	\$2,240,231	\$2,227,264	\$2,482,344	\$2,482,344
After School Childcare Staff	\$961,502	\$1,049,539	\$1,100,436	\$1,206,013	\$1,205,388	\$1,256,891	\$1,256,891
Part Time Adult Teaching Staff	\$1,478,927	\$1,457,104	\$1,742,480	\$1,520,019	\$1,513,790	\$1,578,207	\$1,693,300
Extra Duty Days	\$546,548	\$573,252	\$718,004	\$650,054	\$639,095	\$665,085	\$665,085
Longevity (Classified & Instructional)	\$7,390,823	\$7,180,307	\$7,035,820	\$3,868,461	\$3,868,461	\$0	\$0
Substitutes-Classified	\$2,874,977	\$3,331,933	\$2,349,911	\$2,925,817	\$2,922,409	\$3,013,613	\$3,013,613
Supplements	\$2,651,437	\$2,679,373	\$3,016,670	\$2,905,673	\$2,895,553	\$2,979,543	\$2,979,543
Temporary/P.T.Hourly	\$1,194,197	\$1,305,731	\$2,386,630	\$1,874,044	\$1,842,505	\$2,633,515	\$2,633,515
Terminal Leave Pay	\$4,210,312	\$2,694,837	\$3,219,789	\$2,894,223	\$2,864,500	\$2,564,021	\$2,564,021
One Time Payments	\$3,397,019	\$3,163,860	\$1,607,166	\$5,940,346	\$5,890,498	\$3,732,651	\$3,732,651
Total Instructional Personnel	\$180,580,120	\$184,686,663	\$191,091,825	\$194,194,043	\$193,849,838	\$201,009,654	\$201,172,142
Educational Support Personnel							
The Florida Legislature has defined Educational Support Employees as "employees whose job functions are neither administrative nor instructional, yet whose work supports the educational process."							
Coord./Managers/Supv./Specialists	\$7,115,494	\$7,523,786	\$8,426,605	\$8,663,199	\$8,651,539	\$10,020,455	\$10,020,455
Bus Aides	\$910,512	\$901,731	\$899,160	\$946,553	\$896,334	\$994,524	\$994,524
Bus Drivers	\$5,124,436	\$4,927,354	\$4,971,923	\$5,356,828	\$5,335,605	\$5,920,323	\$5,963,822
Custodians	\$7,708,722	\$7,858,139	\$8,592,949	\$9,359,111	\$9,331,382	\$10,062,902	\$10,066,703
Data Processing Pers.	\$3,814,843	\$3,881,158	\$4,467,912	\$4,192,043	\$4,181,311	\$4,407,087	\$4,422,980
District/School Support	\$9,442,430	\$9,397,289	\$9,846,914	\$10,021,198	\$10,019,149	\$10,919,237	\$10,957,364
Extra Duty Days	\$132,573	\$123,097	\$137,934	\$128,869	\$127,163	\$133,566	\$133,566
Longevity	\$2,350,768	\$2,249,234	\$2,191,011	\$1,531,886	\$1,531,886	\$0	\$0
Maint. /Mechanics/Delivery	\$6,451,934	\$6,549,685	\$6,790,839	\$6,592,837	\$6,589,549	\$7,208,013	\$7,220,195
Safety Officers	\$0	\$0	\$0	\$0	\$0	\$909,528	\$1,010,975
Total Educational Support Pers.	\$43,051,712	\$43,411,473	\$46,325,247	\$46,792,524	\$46,663,918	\$50,575,635	\$50,790,584
Administrative Personnel							
The Florida Legislature has defined Administrative personnel as "those employees responsible for management functions such as the development of policies and implementation of those policies through the direction of personnel."							
School Board Members	\$194,170	\$195,327	\$195,477	\$204,732	\$203,640	\$212,294	\$212,295
Superintendent	\$221,644	\$226,549	\$265,010	\$221,055	\$219,062	\$244,633	\$244,633
Assistant Principals	\$4,672,997	\$5,011,360	\$6,539,721	\$6,677,357	\$6,667,350	\$7,081,899	\$7,080,135
Asst Superintendents	\$340,645	\$406,702	\$541,074	\$584,628	\$584,324	\$562,553	\$562,553
Directors & Executive Directors	\$1,609,652	\$1,654,065	\$1,692,617	\$1,627,439	\$1,624,551	\$1,840,109	\$1,845,256
Principals	\$4,670,997	\$4,473,746	\$4,576,795	\$4,698,222	\$4,696,779	\$5,126,901	\$5,251,848
Total Administrative Pers.	\$11,710,105	\$11,967,749	\$13,810,694	\$14,013,433	\$13,995,706	\$15,068,389	\$15,196,720
Grand Total	\$235,341,937	\$240,065,885	\$251,227,766	\$255,000,000	\$254,509,462	\$266,653,678	\$267,159,446

**The School Board of Sarasota County, Florida
General Fund**

**Comparative Statement of Employee Benefits
For the Fiscal Years of 2015-16 to 2018-19**

Employee Benefit Detail	2015-2016 Actual	2016-2017 Actual	2017-2018 Original Budget	2017-2018 Amended Budget	2017-2018 Unaudited Actual	2018-19 Tentative Budget	2018-2019 Final Budget
Retirement	\$17,449,009	\$18,075,538	\$19,580,930	\$19,565,375	\$19,907,205	\$21,500,033	\$21,749,992
Social Security	\$16,819,329	\$17,116,820	\$18,243,068	\$18,497,763	\$18,124,297	\$19,445,362	\$19,512,716
Group Insurance	\$33,456,245	\$34,816,797	\$38,083,977	\$37,220,095	\$36,953,737	\$37,293,400	\$37,425,914
Cafeteria Plan, Group Life, Disability Dental/Vision Insurance	\$1,882,431	\$2,325,514	\$2,182,465	\$2,094,397	\$2,230,937	\$2,292,870	\$2,293,648
Employee Assistance Programs including unemployment compensation	\$284,668	\$253,389	\$238,975	\$228,639	\$201,598	\$207,789	\$207,790
Early Retirement Plan Insurance	\$489,318	\$471,387	\$448,656	\$448,656	\$433,645	\$420,635	\$420,635
Workers Compensation	\$2,318,513	\$2,362,672	\$2,510,828	\$2,543,779	\$2,480,855	\$269,391	\$269,896
Total	\$72,699,513	\$75,422,117	\$81,288,899	\$80,598,704	\$80,332,274	\$81,429,480	\$81,880,591

Comparison of the Major Employee Benefits for the Period 2009-2010 through 2018-2019



**The School Board of Sarasota County, Florida
General Fund**

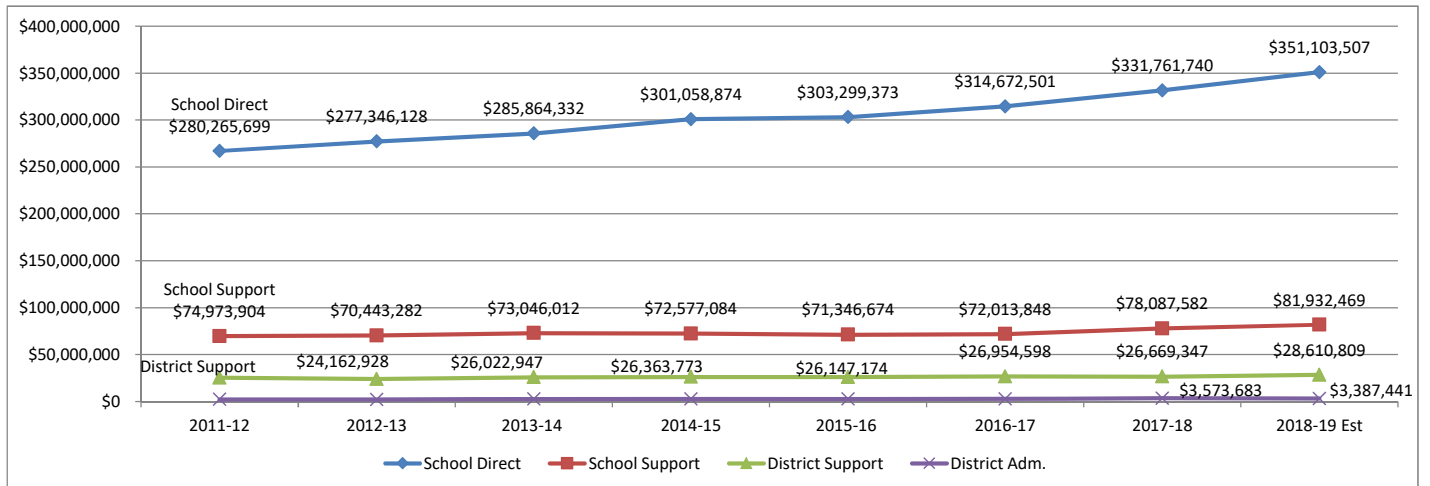
**Comparative Statement of Appropriations by Object
For the Fiscal Years of 2015-16 to 2018-19**

Appropriations by Object	2015-2016 Actual	2016-2017 Actual	2017-2018 Original Budget	2017-2018 Amended Budget	2017-2018 Unaudited Actual	2018-19 Tentative Budget	2018-2019 Final Budget
Purchased Services							
Professional Services	\$3,403,074	\$4,232,159	\$4,667,281	\$4,869,409	\$4,829,027	\$6,394,162	\$6,394,162
Charter School Payments	\$50,490,872	\$53,508,098	\$57,633,159	\$54,520,461	\$54,513,461	\$60,836,533	\$60,836,533
Second Chance School Payments	\$1,065,916	\$1,097,561	\$1,111,294	\$1,111,594	\$1,111,591	\$793,919	\$907,635
Virtual School Payments	\$40,634	\$141,373	\$133,401	\$133,401	\$67,182	\$134,961	\$134,961
Physical Exams	\$20,666	\$16,294	\$14,993	\$25,552	\$25,452	\$25,480	\$25,480
Insurance Premiums	\$2,670,111	\$2,414,932	\$2,723,513	\$2,523,513	\$2,441,510	\$2,723,513	\$2,723,513
Legal Services	\$362,212	\$425,189	\$398,787	\$398,787	\$350,193	\$356,577	\$356,577
In County Travel	\$188,923	\$172,327	\$174,882	\$217,476	\$216,476	\$220,074	\$220,074
Out of County Travel	\$488,369	\$598,535	\$580,271	\$601,380	\$600,380	\$631,181	\$631,180
Repairs And Maintenance	\$3,945,089	\$4,221,904	\$4,366,328	\$4,010,576	\$3,964,742	\$4,964,124	\$4,964,124
Rentals and Software Licensing	\$4,799,792	\$5,685,293	\$5,381,545	\$5,172,457	\$4,925,874	\$6,345,325	\$6,345,325
Postage	\$175,720	\$167,743	\$161,420	\$169,486	\$162,113	\$158,020	\$158,020
Telephone	\$449,782	\$536,819	\$566,509	\$614,182	\$605,054	\$631,759	\$631,758
Cell Phones	\$123,784	\$140,674	\$149,039	\$103,349	\$101,850	\$129,558	\$129,558
Fiber Optic Lines / Technology Hosting	\$945,443	\$969,221	\$1,088,180	\$968,346	\$967,901	\$1,023,522	\$1,023,522
Utilities - Water/Sewer	\$1,208,076	\$1,243,318	\$1,296,893	\$1,373,593	\$1,250,901	\$1,281,360	\$1,281,360
Utilities - Garbage	\$362,311	\$351,523	\$374,778	\$391,909	\$383,019	\$385,661	\$385,661
Other Purchased Services	\$2,507,938	\$2,619,945	\$3,139,976	\$3,494,879	\$3,322,410	\$3,295,493	\$3,295,493
Total Purchased Services	\$73,248,712	\$78,542,908	\$83,962,249	\$80,700,350	\$79,839,136	\$90,331,222	\$90,444,936
Energy Services							
Natural & Bottled Gas	\$61,687	\$49,704	\$48,973	\$56,215	\$50,215	\$51,367	\$51,367
Electric	\$7,418,214	\$7,499,854	\$7,736,141	\$8,326,173	\$8,315,173	\$7,843,013	\$7,843,013
Gasoline /Diesel Fuel	\$1,859,191	\$2,056,203	\$2,076,377	\$2,287,612	\$2,285,453	\$2,374,479	\$2,374,479
Total Energy Services	\$9,339,092	\$9,605,761	\$9,861,491	\$10,670,000	\$10,650,841	\$10,268,859	\$10,268,859
Materials and Supplies							
Consumable Supplies	\$6,526,955	\$6,581,459	\$6,604,981	\$6,642,084	\$6,606,173	\$6,991,476	\$6,991,477
State Textbooks	\$1,623,929	\$1,220,469	\$2,844,211	\$2,437,473	\$2,427,656	\$2,991,259	\$2,991,260
Discretionary Instr. Materials	\$767,919	\$796,530	\$742,168	\$1,201,075	\$1,127,227	\$1,157,635	\$1,157,635
Periodicals & Newspapers	\$63,362	\$71,325	\$77,000	\$79,067	\$78,713	\$79,633	\$79,633
Oil & Grease	\$52,441	\$46,773	\$46,861	\$40,271	\$35,943	\$39,067	\$39,067
Repair Parts/Tires & Tubes	\$384,005	\$377,672	\$347,768	\$396,437	\$395,853	\$410,782	\$410,783
Other Materials & Supplies	\$8,327	\$12,162	\$8,593	\$3,593	\$2,317	\$2,344	\$2,344
Total Materials & Supplies	\$9,426,938	\$9,106,390	\$10,671,582	\$10,800,000	\$10,673,882	\$11,672,196	\$11,672,199
Capital Outlay							
New Library Books	\$79,730	\$91,124	\$70,062	\$77,415	\$71,011	\$82,640	\$82,640
Audio Visual - Not Capitalized	\$12,847	\$2,367	\$13,257	\$13,257	\$5,966	\$5,858	\$5,858
Buildings & Fixed Equipment	\$3,500	\$8,161	\$3,612	\$3,612	\$0	\$3,612	\$3,612
Equipment & Furniture	\$1,333,824	\$1,295,718	\$1,424,778	\$1,200,614	\$1,196,027	\$1,272,581	\$1,272,581
Computers / Technology Tools	\$359,006	\$452,157	\$500,108	\$473,082	\$412,352	\$486,100	\$486,100
Remodeling & Renovations	\$256,478	\$122,432	\$94,865	\$308,971	\$307,407	\$247,100	\$247,099
Software -Not Capitalized	\$19,593	\$38,657	\$40,022	\$23,049	\$22,812	\$23,502	\$23,502
Total Capital Outlay	\$2,064,978	\$2,010,616	\$2,146,704	\$2,100,000	\$2,019,575	\$2,121,393	\$2,121,392
Other Expenses							
Dues and Fees	\$905,378	\$1,232,566	\$1,004,679	\$1,423,784	\$1,417,097	\$1,440,893	\$1,440,893
Judgments	\$0	\$0	\$0	\$9,000	\$9,000	\$9,000	\$9,000
Miscellaneous Expense	\$31,792	\$32,881	\$33,087	\$63,223	\$63,175	\$32,918	\$32,918
Field Trips	\$3,870	\$0	\$3,993	\$3,993	\$0	\$3,993	\$3,993
Total Other Expenses	\$941,040	\$1,265,447	\$1,041,759	\$1,500,000	\$1,489,272	\$1,486,804	\$1,486,804
Total Appropriations by Object	\$95,020,760	\$100,531,124	\$107,683,785	\$105,770,350	\$104,672,706	\$115,880,474	\$115,994,190

**The School Board of Sarasota County, Florida
General Fund**

**Comparative Statement of Appropriations by Function
For the Fiscal Years of 2015-16 to 2018-19**

Appropriations by Function	2015-2016 Actual	2016-2017 Actual	2017-2018 Original Budget	2017-2018 Amended Budget	2017-2018 Unaudited Actual	2018-19 Tentative Budget	2018-2019 Final Budget
Instruction	\$269,160,114	\$278,734,948	\$294,995,712	\$294,641,226	\$292,818,931	\$306,837,693	\$308,414,205
Pupil Personnel Services	\$22,581,575	\$23,782,594	\$25,163,051	\$25,200,000	\$25,198,099	\$27,259,504	\$26,856,180
Instructional Media Services	\$4,520,573	\$3,682,954	\$3,896,731	\$5,750,000	\$5,732,015	\$6,802,999	\$6,556,873
Instruction and Curriculum Dev	\$2,846,537	\$3,002,833	\$3,177,133	\$3,165,100	\$3,165,092	\$3,342,466	\$3,344,471
Instructional Staff Training	\$751,884	\$1,005,239	\$1,063,587	\$1,354,500	\$1,354,312	\$1,340,680	\$1,431,067
Instruction Related Technology	\$4,469,036	\$5,727,479	\$6,059,930	\$4,824,800	\$4,824,789	\$6,005,994	\$5,907,671
Board of Education	\$583,368	\$729,176	\$771,501	\$1,204,000	\$1,203,447	\$892,470	\$892,470
Legal Services	\$362,211	\$425,189	\$398,787	\$346,550	\$346,533	\$356,577	\$356,577
General Administration	\$1,901,320	\$1,801,722	\$1,909,303	\$2,024,000	\$2,023,703	\$2,122,364	\$2,138,394
School Administration	\$18,107,395	\$18,264,836	\$19,325,017	\$20,570,000	\$20,559,165	\$21,544,970	\$21,724,339
Facilities Acquisition & Construction	\$38,960	\$60,182	\$63,675	\$196,000	\$195,937	\$186,251	\$207,042
Fiscal Services	\$1,991,920	\$2,144,985	\$2,269,490	\$2,022,050	\$2,022,010	\$2,281,454	\$2,136,606
Food Services	\$51,209	\$48,601	\$51,422	\$95,790	\$95,781	\$97,487	\$101,209
Central Services	\$5,645,247	\$5,770,242	\$6,105,175	\$6,197,500	\$6,197,496	\$6,305,494	\$6,548,734
Pupil Transportation	\$15,502,233	\$15,556,478	\$16,459,452	\$16,082,900	\$16,082,896	\$16,800,418	\$16,994,381
Operation of Plant	\$33,509,506	\$33,557,951	\$35,505,818	\$36,252,450	\$36,252,426	\$38,768,817	\$38,337,003
Maintenance of Plant	\$14,813,050	\$15,807,393	\$16,724,932	\$15,434,688	\$15,434,668	\$16,290,313	\$16,309,415
Administrative Technology Services	\$3,657,997	\$3,171,796	\$3,355,903	\$2,819,500	\$2,819,236	\$3,502,636	\$3,409,012
Community Services	\$2,568,075	\$2,744,526	\$2,903,831	\$3,188,000	\$3,187,906	\$3,225,045	\$3,368,578
Transfers to Other Funds	\$577,910	\$577,910	\$577,910	\$0	\$577,910	\$0	\$0
Total	\$403,640,120	\$416,597,034	\$440,778,360	\$441,369,054	\$440,092,352	\$463,963,632	\$465,034,227



Definitions of Graph Categories

School Direct costs are a compilation of the functions: Instruction, Pupil Personnel Services, Instructional Media Services, Instructional Technology Services, and Community Services

School Support costs are a compilation of the functions: Instruction and Curriculum Development, Instructional Staff Training, School Administration, Transportation, Operation of Plant, Food Service and Transfers to other funds.

District Support Services are a compilation of the functions: Administrative Technology Services, Fiscal Services, Central Services, and Maintenance of Plant.

District Administration Services are a compilation of the functions: Board of Education, Legal Services, and General Administration.

**The School Board of Sarasota County, Florida
2018-2019 General Fund Budget**

SUPPLEMENTAL SCHEDULES



This page intentionally left blank

**The School Board of Sarasota County, Florida
2018-2019 General Fund Budget**

SCHEDULE A

Voted Millage Referendum Update

On March 20, 2018, voters in Sarasota County voted to continue the one-mill levy to preserve quality schools for another four years. This vote continued the tax levy that was originally passed by the voters in 2002, renewed in 2006, 2010, 2014 and in 2018. This vote allows the District to maintain existing programs, provide additional programs and continue the District's commitment to quality education. This revenue source will continue until the fiscal year ending June 30, 2022. In the below tables are details of how the voted millage has been used.

**Original Voted Millage Referendum - March 19, 2002
Appropriations for the Fiscal Year 2002-2003**

Description	Amount
Without the passage of the referendum the school district was going to raise class size by an average of four students per classroom and cut other direct school support positions. With the passage of the referendum the district funded 235 teachers, 23 teacher aides, 9 Guidance Counselors, and 9 school secretaries for a total of 276 positions.	\$15,166,376
A three percent cost of living increase was placed into the salary schedules.	\$5,405,095
Total Appropriated in 2002-2003	\$20,571,471

Appropriations for the Fiscal Year 2003-2004

Description	Amount
Continued funding the 276 positions from 2002-2003 that were saved as a result of the referendum.	\$15,097,563
The Selby Foundation funded the building of elementary science labs. The referendum is providing funding of a Science Teacher for each lab. The students that are speakers of other languages class size was reduced, school psychologists, social workers, behavior teachers were added to reduce the number of students assigned to staff, the number of students assigned to guidance counselors was reduced from over 500 by 50 to 100 students for each guidance counselor, and aide / clerical support was added to the schools. The new positions added in 2003-2004 consisted of 90 teachers, 10 teacher aides, 14 Guidance Counselors, 10 School Secretaries, 2 School Psychologists and 1 social worker. The new positions of 127 brought the total number of positions funded by the referendum to 403.	\$6,972,785
The state funding was continuing to fall below the consumer price index increases and in 2003-2004 the charter schools were given an allocation based upon their percentage of student population to the total district.	\$1,023,632
The summer school program was expanded to include reading remediation for grades two and three, a middle school transition program for entering elementary students at each middle school, grade nine transition program for entering middle school students at High Schools, remediation English I & II, and Algebra 1A & IB programs.	\$1,245,549

**The School Board of Sarasota County, Florida
2018-2019 General Fund Budget**

**SCHEDULE A
Voted Millage Referendum Update**

Appropriations for the Fiscal Year 2003-2004 - continued

Description	Amount
A cost of living increase of 4.5% was placed on the salary schedules.	\$9,173,770
Total Appropriated 2003-2004	\$33,513,299

Appropriations for the Fiscal Year 2004-2005

Description	Amount
Continue funding the 403 positions added from the prior year's voted millage.	\$22,914,882
The Federal No Child Left Behind Act and the Class Size Reduction Amendment mandated additional reporting requirements. Every school was allocated at least 1 additional SSP-6 clerical for a total of 32 positions.	\$984,375
The Oak Park exceptional education center was given 2 instructional units to assist with mental health and career skills.	\$118,479
A remediation teacher was added at every school to assist with those students not on grade level. This added 32 teaching units.	\$1,895,947
The Title 1 schools that are below 800 students had an Assistant Principal position to help increase student achievement. A total of 3 positions were added.	\$284,817
The Middle and High Schools had 14 Literacy coaches added for a total of \$829,477; the driver's education program was expanded to be at all schools that serve high school students. This added one position at Pineview for a total of \$59,248. Oak Park South was provided a .68 counselor, Assistant Principal, and a security aide for a total of \$167,974. All schools serving grades 9 through 12 had a career counselor and scheduling coach added for a total of 14 positions, along with the continuation of the expanded summer school program.	\$2,026,259
Continuation of the charter school financial support from the referendum.	\$1,602,008
A cost of living increase of 4.5% was placed on the salary schedules.	\$8,906,617
Total appropriated in 2004-2005	\$38,733,384

**The School Board of Sarasota County, Florida
2018-2019 General Fund Budget**

**SCHEDULE A
Voted Millage Referendum Update**

Appropriations for the Fiscal Year 2005-2006

Description	Amount
The state constitutional amendment passed by the voters in 2002 with funding beginning in the 2003-2004 school year mandated that district reduce class size by an average of two students per grade level until reaching the mandated caps. Beginning in the 2005-2006 fiscal year the district is beginning to reach the cap in some grade levels with the state funding. This will allow the district to use the voted referendum that was being used to maintain class size to fund other instructional programs that the state funding is inadequate to fund.	\$10,531,373
Supplement the support for speakers of other languages with additional duty days or Liaisons to work with the parents, students and staff.	\$517,467
Support of the elementary school science program with a teacher or aide.	\$596,686
Additional school guidance counselors to allow for the high schools to have 350 students per counselor, middle school's 400 students per counselor, and elementary school's 450 students per counselor.	\$2,808,086
Maintain the additional school data coach testing support.	\$2,900,847
Maintain the additional school registrar support.	\$88,650
Maintain the exceptional education program school cluster support.	\$902,941
Maintain the additional school campus security aides.	\$770,444
Maintain the additional school remediation teachers.	\$1,999,801
Maintain the additional Oak Park school vocational program support.	\$121,200
Maintain the school literacy coaches.	\$848,401
Maintain the additional school office staff support.	\$1,250,148
Maintain the additional other school staff support and career counselors.	\$1,493,182
Fund the establishment of the Phoenix Academy in 2004-2005.	\$1,686,213
Continuation of the charter school financial support from the referendum.	\$1,678,066
The instructional salary schedule was modified for a longer student day. The extra half hour that begins effective January 1, 2006, will be funded from the referendum.	\$5,558,120
Total Appropriated in 2005-2006	\$33,751,625

**The School Board of Sarasota County, Florida
2018-2019 General Fund Budget**

**SCHEDULE A
Voted Millage Referendum Update**

Summary of the original voted millage referendum approved March 19, 2002

Revenues

Description	Amount
2002-2003 Actual Revenues Received	\$28,917,862
2003-2004 Actual Revenues Received	\$32,928,368
2004-2005 Actual Revenues Received	\$37,255,129
2005-2006 Actual Revenues Received	\$44,944,428
Total Revenues Received for the original voted millage	\$144,045,787

Appropriations

Description	Amount
2002-2003 Appropriations	\$20,571,471
2003-2004 Appropriations	\$33,513,299
2004-2005 Appropriations	\$38,733,384
2005-2006 Appropriations	\$33,751,625
Total Appropriations for the original voted millage	\$126,569,779

Description	Amount
Balance of Voted Millage referendum revenues as of June 30, 2006	\$17,476,008

Renewal of the voted millage referendum approved March 14, 2006

Appropriations for the Fiscal Year 2006-2007

Description	Amount
Portion of the school positions funded in the 2002-2003 voted millage was to maintain reasonable class size. This is the amount that is needed in addition to the class size reduction funding from the state to be in compliance with the class size amendment.	\$11,381,522
Supplement the support for speakers of other languages with additional duty days or Liaisons to work with the parents, students and staff.	\$677,345
Support of the elementary school science program with a teacher or aide.	\$620,585
Additional school guidance counselors to allow for the high schools to have 350 students per counselor, middle school's 400 students per counselor, and elementary school's 450 students per counselor.	\$2,878,226
Maintain the additional school data coach testing support.	\$3,359,424
Maintain the additional school registrar support.	\$93,631
Maintain the exceptional education program school cluster support.	\$1,294,063

**The School Board of Sarasota County, Florida
2018-2019 General Fund Budget**

**SCHEDULE A
Voted Millage Referendum Update**

Appropriations for the Fiscal Year 2006-2007 - continued

Description	Amount
Maintain the additional school campus security aides.	\$676,477
Maintain the additional school remediation teachers.	\$2,315,692
Maintain the additional Oak Park school vocational program support.	\$136,217
Maintain the school literacy coaches.	\$953,520
Maintain the additional school office staff support.	\$1,329,512
Maintain the additional other school staff support and career counselors.	\$691,090
Fund the establishment of the Phoenix Academy in 2004-2005.	\$1,783,198
Fund the Elementary Assistant Principals at Title 1 schools below 800 students and fund additional art and music teachers at all schools	\$3,469,707
Continuation of the charter school financial support from the referendum.	\$2,098,572
The instructional salary schedule was modified for a longer student day. The extra half hour began effective January 1, 2006. The extra half hour was effective for teacher aides beginning on July 1, 2006.	\$13,152,888
The voted millage is funding half the 5.25% cost of living increase approved 11/21/06	\$6,657,164
Total Appropriated in 2006-2007	\$53,558,833

Appropriations for the Fiscal Year 2007-2008

Description	Amount
Additional school guidance counselors to allow for the high schools to have 350 students per counselor, middle school's 400 students per counselor, and elementary school's 450 students per counselor.	\$3,019,530
Continue funding at the middle and high schools the testing data support positions.	\$921,913
Continue funding the school instructional technology school support positions.	\$2,510,440
Continue funding the school registrar support extra duty days.	\$79,665
Continue funding the elementary science teachers and teacher aides.	\$1,352,439
Continue funding the school security aides, physical education aides, and the supplement to the North Port High teen parent program.	\$336,189
Continue funding the school core curriculum and remediation teachers.	\$744,176
Continue funding the school literacy coaches at all schools.	\$2,515,440
Continue funding the elementary foreign language teachers, computer teacher, and dance movement teacher.	\$567,331
Continue funding the school office staff support.	\$1,794,974

**The School Board of Sarasota County, Florida
2018-2019 General Fund Budget**

**SCHEDULE A
Voted Millage Referendum Update**

Appropriations for the Fiscal Year 2007-2008 - continued

Description	Amount
Continue funding the Elementary Assistant Principals at Title 1 schools that are below 800 students and the additional elementary art and music teachers.	\$1,267,696
Continue funding the Charter schools to provide financial support due to the inadequate State funding.	\$3,167,501
Continue funding the thirty minute longer duty day. This amount covers the total 7.1% increase paid to teachers and aides.	\$13,641,575
Fund one half of the 5.25% across the board salary increase approved 11/21/06	\$6,757,021
Fund the 3% across the board salary increase approved in November of 2007	\$9,491,208
Total appropriated for 2007-2008	\$48,167,089

Appropriations for the Fiscal Year 2008-2009

Description	Amount
Continue funding the thirty minute longer duty day. This amount covers the total 7.1% increase paid to teachers and aides.	\$14,627,939
Continue funding one half of the 5.25% across the board salary increase approved 11/21/06 and the salary increase of 3% approved in November of 2007.	\$19,453,424
A liaison or extra duty day support that is being provided to schools with significant number of students who do not speak English as their native language.	\$1,238,944
An Elementary computer teacher was added at large elementary schools.	\$576,560
Continue funding the elementary science teachers and teacher aides.	\$1,585,545
Continue funding elementary school art and music teachers.	\$720,700
Continue funding the school instructional technology support positions.	\$1,518,983
Continue funding the school literacy coaches at all schools and data coaches at the middle and high school level.	\$3,891,780
Elementary counselor positions added to schools above 750 students.	\$403,592
Middle school counselor positions added to schools above 900 students.	\$864,840
High school counselor and behavior specialist positions added to schools above 800 students.	\$864,840

**The School Board of Sarasota County, Florida
2018-2019 General Fund Budget**

**SCHEDULE A
Voted Millage Referendum Update**

Appropriations for the Fiscal Year 2008-2009 - continued

Description	Amount
Continue funding at the middle and high Schools the testing data support positions for large schools.	\$360,350
Continue large elementary schools receiving additional physical education and dance support.	\$288,280
Continue the clerical support for administrative assistants, registrars, guidance counselors, and the middle school credit retrieval program.	\$1,097,616
Elementary Assistant Principal positions for all Title 1 school are below 800 students and for elementary schools over 1200 students.	\$922,952
Continue funding the school office staff support.	\$1,773,681
Elementary and middle school gifted cluster foreign language teachers support.	\$518,904
Continue funding the Charter schools to provide financial support due to the inadequate State funding.	\$3,841,922
In September of 2008 a 1% across the board salary increase was negotiated and a onetime 1% bonus to be paid in December of 2008. If the millage is not renewed before 6/30/10 than 6.63% is removed from the salary schedules.	\$6,276,099
Total appropriated for 2008-2009	\$60,826,951

Appropriations for the Fiscal Year 2009-2010

Description	Amount
Continue funding the thirty minute longer duty day. This amount covers the total 7.1% increase paid to teachers and aides.	\$13,830,514
Continue funding one half of the 5.25% across the board salary increase approved 11/21/06, the salary increase of 3% approved in November of 2007, and the salary increase of 1% approved in October of 2008.	\$17,879,997
Continue funding the elementary science teachers.	\$1,722,744
Continue funding a reduced number of elementary school art and music teachers.	\$430,686
The elementary literacy and data coaches are being reduced to be at only those elementary schools that do not have an Assistant Principal.	\$717,810
Continue to fund the elementary school paraprofessional aides for Title 1 schools.	\$313,848
Continue the liaison or extra duty day support that is being provided to schools with significant number of students who do not speak English as their native language.	\$1,372,266

**The School Board of Sarasota County, Florida
2018-2019 General Fund Budget**

**SCHEDULE A
Voted Millage Referendum Update**

Appropriations for the Fiscal Year 2009-2010 - continued

Description	Amount
Continue at a reduced funding level from prior years the Guidance Counselor positions.	\$2,268,280
Continue the High school testing and scheduling coordinator.	\$358,905
Continue the extra duty days for middle school credit retrieval, registrar services, and guidance counselor support.	\$373,370
Continue the Elementary Assistant Principal positions for all Title 1 schools below 800 students and for other schools needing additional support.	\$1,258,042
Continue funding a portion of the school office staff support.	\$1,386,537
Continue funding the elementary and middle school gifted cluster foreign language teacher's support.	\$581,427
Continue funding the Charter schools to provide financial support due to the inadequate State funding.	\$4,312,449
Continue the school physical education, dance, and computer teachers needed for teacher planning time at large schools.	\$1,019,290
The Supervisor of Elections cost for the March 13, 2010 election to renew the voted operating millage was funded from voted operating proceeds.	\$449,909
Total appropriated for 2009-2010	\$48,276,074

Summary of the renewed voted millage referendum approved March 14, 2006

Revenues

Description	Amount
Beginning balance July 1, 2006	\$17,476,008
2006-2007 Actual Revenues received	\$56,975,785
2007-2008 Actual Revenues received	\$60,486,047
2008-2009 Actual Revenues received	\$54,099,981
2009-2010 Actual Revenues received	\$47,596,887
Total Revenues Received for the renewed voted millage	\$236,634,708

Appropriations

Description	Amount
2006-2007 Appropriations	\$53,558,833
2007-2008 Appropriations	\$48,167,089
2008-2009 Appropriations	\$60,826,951
2009-2010 Appropriations	\$48,276,074
Total Appropriations for the renewed voted millage	\$210,828,947

Balance of Voted Millage referendum revenues as of June 30, 2010	\$25,805,761
---	---------------------

**The School Board of Sarasota County, Florida
2018-2019 General Fund Budget**

**SCHEDULE A
Voted Millage Referendum Update**

Renewal of the voted millage referendum approved March 16, 2010

Appropriations for the Fiscal Year 2010-2011

Description	Amount
Continue funding the thirty minute longer duty day. This amount covers the total 7.1% increase paid to teachers and aides.	\$12,795,213
Continue funding the elementary science teachers.	\$1,768,768
Continue the liaison or extra duty day support that is being provided to schools with significant number of students who do not speak English as their native language.	\$1,642,989
Continue funding the Charter schools to provide financial support due to the inadequate State funding.	\$4,059,794
Continue funding the elementary literacy and data coaches at only those elementary schools that do not have an Assistant Principal.	\$590,907
Continue the funding from 2009-2010 the Guidance Counselor positions.	\$2,219,436
Continue the high school testing and scheduling coordinator.	\$369,317
Continue the Elementary Assistant Principal positions for all Title 1 schools below 800 students and for other schools needing additional support.	\$1,169,215
Continue funding a portion of the school office staff support and instructional extra duty days.	\$1,755,955
Continue the elementary computer teachers needed for teacher planning time at large schools.	\$517,044
Due to the lack of state revenue the technology support professionals are being funded from the referendum.	\$2,207,434
Due to the lack of state revenue the Visual Performing Arts coordinator, the Booker High and North Port High performing arts technicians, Gifted cluster foreign language teachers, and elementary dance teachers at specific schools are funded with referendum dollars.	\$1,091,554

**The School Board of Sarasota County, Florida
2018-2019 General Fund Budget**

**SCHEDULE A
Voted Millage Referendum Update**

Appropriations for the Fiscal Year 2010-2011 – continued

Description	Amount
Due to the lack of state revenue the media specialists that are in the middle and high schools have been funded from the referendum.	\$1,034,087
Due to the lack of state revenue the high school transition planner / employment specialist are being funded from the referendum.	\$174,776
The class size amendment is insufficient to fund 19 teachers to be in compliance with the amendment.	\$1,477,260
Continue funding one half of the 5.25% across the board salary increase approved 11/21/06, the salary increase of 3% approved in November of 2007, and the salary increase of 1% approved in October of 2008.	\$16,628,486
Total Appropriations 2010-2011	\$49,502,235

Appropriations for the Fiscal Year 2011-2012

Description	Amount
Continue funding the thirty minute longer duty day. This amount covers the total 7.1% increase paid to teachers and aides.	\$10,356,594
Continue funding the elementary science teachers.	\$1,551,984
Continue the liaison or extra duty day support that is being provided to schools with significant number of students who do not speak English as their native language.	\$1,541,258
Continue funding the Charter schools to provide financial support due to the inadequate State funding.	4,534,285
Continue funding the elementary literacy and data coaches at only those Elementary schools that do not have an Assistant Principal.	\$564,358
Continue the funding of Guidance Counselor / Behavior Specialist positions due to inadequate state funding.	\$2,999,486
Continue the high school testing and scheduling coordinator.	\$352,724
Continue the elementary Assistant Principal positions for all title one schools below 800 students and for other schools needing additional support.	\$1,126,910
Continue funding a portion of the school office staff support and instructional extra duty days.	\$1,660,908
Continue the elementary computer teachers needed for teacher planning time at large schools.	\$211,634

**The School Board of Sarasota County, Florida
2018-2019 General Fund Budget**

**SCHEDULE A
Voted Millage Referendum Update**

Appropriations for the Fiscal Year 2011-2012 – continued

Description	Amount
Due to the lack of state revenue the Visual Performing Arts coordinator, the Booker High and North Port High performing arts technicians, Gifted cluster foreign language teachers, and elementary dance teachers at specific schools are funded with the referendum.	\$3,788,266
Due to the lack of state revenue the media personnel that are in the schools have been funded from the referendum.	\$1,942,387
Due to the lack of state funding school security aides that are in schools have been funded from the referendum.	\$1,023,472
Due to the lack of state funding all art and music teachers have been funded from the referendum.	\$8,514,768
Due to the lack of funding the program that provides for an alternative to school suspension is funded from the referendum.	\$1,219,802
Due to the lack of funding the 40% of the Technology Support Professionals that are servicing school networks are being funded from the referendum.	\$951,678
Total Appropriations 2011-2012	\$42,340,514

Appropriations for the Fiscal Year 2012-2013

Description	Amount
Continue funding the thirty minute longer duty day. This amount covers the total 7.1% paid to teachers and aides.	\$9,194,064
Continue funding the elementary science teachers.	\$1,478,829
Continue the liaison or extra duty day support to schools with significant number of students who do not speak English.	\$1,528,464
Continue funding the Charter schools to provide financial support due to the inadequate State funding.	5,196,859
Continue the funding of Guidance Counselor / Behavior Specialist positions due to inadequate state funding.	\$3,626,148
Continue the high school testing and scheduling coordinator.	\$352,102
Continue the elementary Assistant Principal positions for all title one schools below 800 students, interns for non-Title 1 elementary schools below 800 students, and an intern for each middle school.	\$2,345,230
Continue funding a portion of the school office staff support and both instructional and non-instructional extra duty days.	\$2,745,048
Continue funding the Visual Performing Arts coordinator, the Booker High and North Port High performing arts technicians, Gifted cluster foreign language teachers, and elementary dance teachers at specific schools are funded with referendum dollars.	\$4,003,908

**The School Board of Sarasota County, Florida
2018-2019 General Fund Budget**

**SCHEDULE A
Voted Millage Referendum Update**

Appropriations for the Fiscal Year 2012-2013 – continued

Description	Amount
Continue funding the media personnel that are in the schools have been funded from the referendum.	\$1,949,656
Continue funding the school security aides that are in middle and high schools.	\$1,046,790
Continue funding all the art and music teachers.	\$8,844,772
Continue funding the program that provides for an alternative to school suspension.	\$925,679
Continue funding the Technology Support Professionals that are servicing school networks.	\$1,454,572
Total Appropriations 2012-2013	\$44,694,120

Appropriations for the Fiscal Year 2013-2014

Description	Amount
Continue funding the thirty minute longer duty day. This amount covers the total 7.1% paid to teachers and aides.	\$10,140,263
Continue funding the elementary science teachers.	\$1,609,517
Continue the liaison or extra duty day support that is being provided to schools with significant number of students who do not speak English as their native language.	\$1,533,112
Continue funding the Charter schools to provide financial support due to the inadequate State funding.	\$5,981,181
Continue the funding of Guidance Counselor / Behavior Specialist positions due to inadequate state funding.	\$3,358,992
Continue the high school testing and scheduling coordinator. For those middle schools that had administrative interns for 2012-2013, the administrative intern was deleted and a testing scheduling intervention teacher was added.	\$629,811
Continue the elementary Assistant Principal positions for all title one schools below 800 students, interns for non-Title 1 elementary schools below 800 students. The administrative intern was deleted and converted to the testing scheduling intervention teacher.	\$1,998,846

**The School Board of Sarasota County, Florida
2018-2019 General Fund Budget**

**SCHEDULE A
Voted Millage Referendum Update**

Appropriations for the Fiscal Year 2013-2014 – continued

Description	Amount
Continue funding a portion of the school office staff support and both instructional and non-instructional extra duty days.	\$2,357,012
Continue funding the Visual Performing Arts coordinator, the Booker High and North Port High performing arts technicians, Gifted cluster foreign language teachers, Young Marines program at Venice Middle school, and elementary dance teachers at specific schools are funded with referendum dollars.	\$4,709,706
Continue funding the media personnel that are in the schools. All schools are now staffed with media aides, rather than the middle and high schools were staffed with media specialist positions.	\$1,469,503
Continue funding the school security aides that are in middle and high schools.	\$1,049,405
Continue funding all the art and music teachers.	\$8,712,386
Continue funding the program that provides for an alternative to school suspension. This amount was reduced this year to be a supplemental amount to the F.E.F.P. earned.	\$149,782
Continue funding the Technology Support Professionals that are servicing school networks. The amount was increased to fund 100% of their positions, rather than a percentage from the capital transfer.	\$2,125,384
Total Appropriations 2013-2014	\$45,824,900

Summary of the renewed voted millage referendum approved March 16, 2010

Revenues

Description	Amount
Beginning balance July 1, 2010	\$25,805,761
2010-2011 Actual Revenues received	\$43,252,762
2011-2012 Actual Revenues received	\$40,610,444
2012-2013 Actual Revenues received	\$40,400,265
2013-2014 Actual Revenues received	\$42,165,204
Total Revenues Received for the renewed voted millage	\$192,234,436

**The School Board of Sarasota County, Florida
2018-2019 General Fund Budget**

**SCHEDULE A
Voted Millage Referendum Update**

Appropriations

Description	Amount
2010-2011 Appropriations	\$49,502,235
2011-2012 Appropriations	\$42,340,514
2012-2013 Appropriations	\$44,694,120
2013-2014 Appropriations	\$45,824,900
Total Appropriations for the renewed voted millage	\$182,361,769

Balance of Voted Millage referendum revenues as of June 30, 2014	\$9,872,667
---	--------------------

Renewal of the voted millage referendum approved March 25, 2014

Appropriations for the Fiscal Year 2014-2015

Description	Amount
Continue funding the thirty minute longer duty day. This amount covers the total 7.1% paid to teachers and aides.	\$10,460,939
Continue funding the elementary science teachers.	\$1,646,938
Continue the liaison or extra duty day support that is being provided to schools with significant number of students who do not speak English as their native language.	\$1,497,307
Continue funding the Charter schools to provide financial support due to the inadequate State funding.	\$6,204,175
Continue the funding of Guidance Counselor / Behavior Specialist positions due to inadequate state funding.	\$4,367,966
Continue the high school testing and scheduling coordinator. Continue funding the middle school testing scheduling intervention teacher.	\$429,636
Continue the elementary Assistant Principal positions for all title one schools below 800 students, interns for non-Title 1 elementary schools below 800 students. The administrative intern was deleted and converted to the testing scheduling intervention teacher.	\$2,255,102
Continue funding a portion of the school office staff support and both instructional and non-instructional extra duty days.	\$2,632,986
Continue funding the Visual Performing Arts coordinator, the Booker High and North Port High performing arts technicians, Gifted cluster foreign language teachers, Young Marines program at Venice Middle school, and elementary dance teachers at specific schools are funded with referendum dollars.	\$3,968,969
Continue funding the media personnel that are in the schools. All schools are now staffed with media aides, rather than the middle and high schools were staffed with media specialist positions.	\$1,510,332

**The School Board of Sarasota County, Florida
2018-2019 General Fund Budget**

**SCHEDULE A
Voted Millage Referendum Update**

Appropriations for the Fiscal Year 2014-2015 - continued

Description	Amount
Continue funding the school security aides that are in middle and high schools.	\$1,080,940
Continue funding all the art and music teachers.	\$11,032,084
Continue funding the program that provides for an alternative to school suspension. This amount is supplemental to the FEFP earned by the program.	\$427,527
Continue funding the Technology Support Professionals that are servicing school networks. The amount was increased to fund 100% of their positions, rather than a percentage from the capital transfer.	\$2,213,658
Total Appropriations 2014-2015	\$49,728,559

Appropriations for the Fiscal Year 2015-2016

Description	Amount
Continue funding the thirty minute longer duty day. This amount covers the total 7.1% paid to teachers and aides.	\$10,600,754
Continue funding the elementary science teachers.	\$1,646,478
Continue the liaison or extra duty day support that is being provided to schools with significant number of students who do not speak English as their native language.	\$1,580,716
Continue funding the Charter schools to provide financial support due to the inadequate State funding.	\$6,894,707
Continue the funding of Guidance Counselor / Behavior Specialist positions due to inadequate state funding.	\$4,230,733
Continue the high school testing and scheduling coordinator. Continue funding the middle school testing scheduling intervention teacher.	\$787,446
Continue the elementary Assistant Principal positions for all title one schools below 800 students, interns for non-Title 1 elementary schools below 800 students.	\$2,011,716
Continue funding a portion of the school office staff support and both instructional and non-instructional extra duty days.	\$2,626,093
Continue funding the Visual Performing Arts coordinator, the Booker High and North Port High performing arts technicians, Gifted cluster foreign language teachers, Young Marines program at Venice Middle school, and elementary dance teachers at specific schools are funded with referendum dollars.	\$4,323,245
Continue funding the media personnel that are in the schools. All schools are now staffed with media aides, rather than the middle and high schools were staffed with media specialist positions.	\$1,529,730

**The School Board of Sarasota County, Florida
2018-2019 General Fund Budget**

**SCHEDULE A
Voted Millage Referendum Update**

Appropriations for the Fiscal Year 2015-2016 - continued

Description	Amount
Continue funding the school security aides that are in middle and high schools.	\$1,098,440
Continue funding all the art and music teachers.	\$10,992,628
Continue funding the program that provides for an alternative to school suspension. This amount is supplemental to the FEFP earned by the program.	\$427,527
Continue funding the Technology Support Professionals that are servicing school networks. The amount was increased to fund 100% of their positions, rather than a percentage from the capital transfer.	\$2,215,176
Total Appropriations 2015-2016	\$50,965,389

Appropriations for the Fiscal Year 2016-2017

Description	Amount
Continue funding the thirty minute longer duty day. This amount covers the total 7.1% paid to teachers and aides.	\$11,089,708
Continue funding the elementary science teachers.	\$1,723,224
Continue the liaison or extra duty day support that is being provided to schools with significant number of students who do not speak English as their native language.	\$1,687,408
Continue funding the Charter schools to provide financial support due to the inadequate State funding.	\$7,261,871
Continue the funding of Guidance Counselor / Behavior Specialist positions due to inadequate state funding.	\$4,178,822
Continue the high school testing and scheduling coordinator. Continue funding the middle school testing scheduling intervention teacher.	\$789,811
Continue the elementary Assistant Principal positions for all title one schools below 800 students, interns for non-Title 1 elementary schools below 800 students.	\$2,047,650
Continue funding a portion of the school office staff support and both instructional and non-instructional extra duty days.	\$2,523,609
Continue funding the Visual Performing Arts coordinator, the Booker High and North Port High performing arts technicians, Gifted cluster foreign language teachers, Young Marines program at Venice Middle school, elementary computer teachers, and elementary dance teachers at specific schools are funded with referendum dollars.	\$3,541,449
Continue funding the media personnel that are in the schools. All schools are now staffed with media aides, rather than the middle and high schools were staffed with media specialist positions.	\$1,544,662

**The School Board of Sarasota County, Florida
2018-2019 General Fund Budget**

**SCHEDULE A
Voted Millage Referendum Update**

Appropriations for the Fiscal Year 2016-2017 - continued

Description	Amount
Continue funding the school security aides that are in middle and high schools.	\$1,087,014
Continue funding all the art and music teachers.	\$11,295,138
Continue funding the program that provides for an alternative to school suspension. This amount is supplemental to the FEFP earned by the program.	\$461,729
Continue funding the Technology Support Professionals that are servicing school networks. The amount was increased to fund 100% of their positions, rather than a percentage from the capital transfer.	\$2,216,970
New for the 2016 – 2017 fiscal year is the Elementary Summer Learning Academies for incoming Kindergarten students at Emma E. Booker Elementary, Gocio Elementary, and Tuttle Elementary. The Alta Vista Eagle Academy serving Kindergarten through grade 3 program will now be funded from referendum funding due to the discontinuance of grant funding. Title 1 funds are providing supplemental funding of \$59,000 per school.	\$322,201
Total Appropriations 2016-2017	\$51,771,266
Total Positions	525

Appropriations for the Fiscal Year 2017-2018

Description	Amount
Continue funding the thirty-minute longer duty day. This amount covers the total 7.1% paid to teachers and aides.	\$11,270,662
Continue funding the elementary science teachers.	\$1,624,490
Continue the liaison or extra duty day support that is being provided to schools with significant number of students who do not speak English as their native language.	\$1,773,687
Continue funding the Charter schools to provide financial support due to the inadequate State funding.	\$8,226,775
Continue the funding of Guidance Counselor / Behavior Specialist /and additional Home School Liaison positions due to inadequate state funding.	\$5,099,486
Continue the high school testing and scheduling coordinator. Continue funding the middle school testing scheduling intervention teacher.	\$889,938
Continue the elementary Assistant Principal positions for all schools below 800 students.	\$1,945,864
Continue funding a portion of the school office staff support and both instructional and non-instructional extra duty days.	\$3,116,729

**The School Board of Sarasota County, Florida
2018-2019 General Fund Budget**

**SCHEDULE A
Voted Millage Referendum Update**

Appropriations for the Fiscal Year 2017-2018 - continued

Description	Amount
Continue funding the Visual Performing Arts coordinator, the Booker High and North Port High performing arts technicians, Gifted cluster foreign language teachers, Young Marines program at Venice Middle school, ESE Compliance Liaisons, Riverview Planetarium, Teen Parent Social Worker, Sarasota Care Free Learner, elementary computer teachers, and elementary dance teachers at specific schools are funded with referendum dollars.	\$4,440,276
Continue funding the media personnel that are in the schools. All schools are now staffed with media aides, rather than the middle and high schools were staffed with media specialist positions.	\$1,554,136
Continue funding the school security aides that are in middle and high schools.	\$1,156,284
Continue funding all the art and music teachers.	\$11,302,283
Continue funding the program that provides for an alternative to school suspension. This amount is supplemental to the FEFP earned by the program.	\$427,527
Continue funding the Technology Support Professionals that are servicing school networks. The amount was increased to fund 100% of their positions, rather than a percentage from the capital transfer.	\$2,385,300
Fund Middle School Career Advisors	\$422,181
Extend Reading Recovery Teachers by adding 6 teachers at non-Title I elementary schools.	\$423,780
Total Appropriations 2017-2018	\$56,059,398
Total Positions	580

Summary of the renewed voted millage referendum approved March 25, 2014

Revenues

Description	Amount
Beginning balance July 1, 2014	\$9,872,667
2014-2015 Actual Revenues received	\$45,369,130
2015-2016 Actual Revenues received	\$48,776,733
2016-2017 Actual Revenues received	\$53,196,839
2017-2018 Actual Revenues received	\$56,968,692
Total Revenues for the renewed voted millage	\$214,184,061

**The School Board of Sarasota County, Florida
2018-2019 General Fund Budget**

**SCHEDULE A
Voted Millage Referendum Update**

Appropriations

Description	Amount
2014-2015 Appropriations	\$49,728,559
2015-2016 Appropriations	\$50,965,389
2016-2017 Appropriations	\$51,771,266
2017-2018 Appropriations	\$56,059,398
Total Appropriations for the renewed voted millage	\$208,524,612

Anticipated Balance of Voted Millage referendum revenues as of June 30, 2018	\$5,659,449
---	--------------------

Renewal of the voted millage referendum approved March 20, 2018

Appropriations for the Fiscal Year 2018-2019

Description	Amount
Continue funding the thirty-minute longer duty day. This amount covers the total 7.1% paid to teachers and aides.	\$12,244,216
Continue funding the elementary science teachers.	\$1,912,127
Continue the liaison or extra duty day support that is being provided to schools with significant number of students who do not speak English as their native language.	\$1,987,161
Continue funding the Charter schools to provide financial support due to the inadequate State funding.	\$8,754,150
Continue the funding of Guidance Counselor / Behavior Specialist /and additional Home School Liaison positions due to inadequate state funding.	\$5,983,363
Continue the high school testing and scheduling coordinator. Continue funding the middle school testing scheduling intervention teacher.	\$1,195,079
Continue the elementary Assistant Principal positions for all schools below 800 students.	\$2,083,731
Continue funding a portion of the school office staff support and both instructional and non-instructional extra duty days.	\$3,376,642

The School Board of Sarasota County, Florida
2018-2019 General Fund Budget
SCHEDULE A
Voted Millage Referendum Update

Appropriations for the Fiscal Year 2018-2019 - continued

Description	Amount
Continue funding the Visual Performing Arts coordinator, the Booker High and North Port High performing arts technicians, Gifted cluster foreign language teachers, Young Marines program at Venice Middle school, ESE Compliance Liaisons, Riverview Planetarium, Teen Parent Social Worker, Sarasota Care Free Learner, elementary computer teachers, and elementary dance teachers at specific schools are funded with referendum dollars.	\$5,178,307
Continue funding the media personnel that are in the schools. All schools are now staffed with media aides, rather than the middle and high schools were staffed with media specialist positions.	\$1,867,254
Continue funding the school security aides that are in middle and high schools.	\$1,315,367
Continue funding all the art and music teachers.	\$12,787,248
Continue funding the Technology Support Professionals that are servicing school networks. The amount was increased to fund 100% of their positions, rather than a percentage from the capital transfer.	\$2,690,904
Continue funding Middle School Career Advisors	\$454,825
Continue Reading Recovery Teachers by adding teachers at non-Title I elementary schools.	\$478,032
Summer Learning Academies	\$500,000
Total Appropriations 2018-2019	\$62,808,408
Total Positions	586.09

Summary of the renewed voted millage referendum approved March 20, 2018

Revenues

Description	Amount
Beginning balance July 1, 2018	\$5,659,449
2018-2019 Budgeted Revenues	\$60,313,599
Total Revenues for the renewed voted millage	\$65,973,048

**The School Board of Sarasota County, Florida
 2018-2019 General Fund Budget
 SCHEDULE A
 Voted Millage Referendum Update
 Appropriations**

Description	Amount
2018-2019 Appropriations	\$62,808,408
Total Appropriations for the renewed voted millage	\$62,808,408
Anticipated Balance of Voted Millage referendum revenues as of June 30, 2019	\$3,164,640

This page intentionally left blank

**The School Board of Sarasota County, Florida
2018-2019 General Fund Budget**

**SCHEDULE B
DISTRICT ENROLLMENT**



This page intentionally left blank

The School Board of Sarasota County, Florida

2018-2019 General Fund Budget

SCHEDULE B

The School Board of Sarasota County, Florida

Student Enrollment for the Period 2014-2015 through 2021-23 District Enrollment

Summary of all Schools

School	2014-2015	2015-2016	2016-2017	2017-2018	2018-2019	2019-2020	2020-2021	2021-2022	2022-2023
Elementary Schools									
Alta Vista	633	679	661	589	579	589	597	605	632
Ashton	896	922	934	997	1,047	1,110	1,146	1,238	1,280
Atwater	717	712	696	710	710	724	724	765	796
Bay Haven	591	602	603	614	614	598	585	580	569
Brentwood	669	720	695	680	687	717	721	724	749
Cranberry	792	772	745	718	696	708	713	724	743
Emma Booker	550	556	551	539	557	577	588	594	589
Englewood	523	541	581	544	542	540	531	543	520
Fruitville	762	748	743	736	737	737	752	766	774
Garden	649	595	604	605	587	595	608	625	643
Glenallen	689	703	703	728	728	713	726	741	749
Gocio	668	638	646	644	642	612	552	537	535
Gulf Gate	749	724	730	716	709	697	699	703	680
Lakeview	607	588	599	608	617	637	648	666	678
Lamarque	805	808	810	842	846	857	893	917	992
Phillippi	752	810	804	785	785	785	787	803	815
Southside	725	763	787	769	755	763	798	804	800
Tatum Ridge	669	658	673	680	716	751	835	905	996
Taylor Ranch	628	642	694	731	778	839	907	990	1,092
Toledo	741	722	720	763	780	795	830	862	899
Tuttle	703	695	772	732	732	731	743	726	708
Venice	592	585	576	578	578	567	549	541	517
Wilkinson	480	434	474	485	494	519	541	541	548
Total Elementary Schools	15,590	15,617	15,801	15,793	15,917	16,158	16,475	16,901	17,303
Middle Schools									
Booker	850	781	798	789	842	889	899	897	892
Brookside	816	833	800	750	739	740	758	788	812
Heron Creek	865	873	877	842	863	860	885	912	939
McIntosh	682	678	699	737	756	801	824	840	859
Sarasota	1,271	1,267	1,292	1,232	1,236	1,236	1,239	1,267	1,281
Venice	543	554	628	680	733	781	816	856	899
Woodland	858	859	821	915	918	951	960	970	979
Total Middle Schools	5,885	5,845	5,915	5,945	6,087	6,257	6,381	6,530	6,660
District Summary of all Schools									
School	2014-2015	2015-2016	2016-2017	2017-2018	2018-2019	2019-2020	2020-2021	2021-2022	2022-2023
High Schools									
Booker	1,094	1,171	1,210	1,231	1,250	1,267	1,284	1,279	1,296
Cyesis									
NorthPort	2,325	2,360	2,300	2,362	2,362	2,300	2,341	2,315	2,341
Riverview	2,492	2,491	2,547	2,595	2,564	2,497	2,474	2,436	2,469
Sarasota	2,129	2,086	2,128	2,118	2,058	1,997	1,936	1,912	1,920
Suncoast Polytechnical	541	570	567	560	574	564	551	539	531
Technical High School South									
Venice	1,953	2,113	2,087	2,169	2,190	2,153	2,214	2,258	2,317
Total High Schools	10,534	10,791	10,839	11,035	10,998	10,779	10,800	10,739	10,874

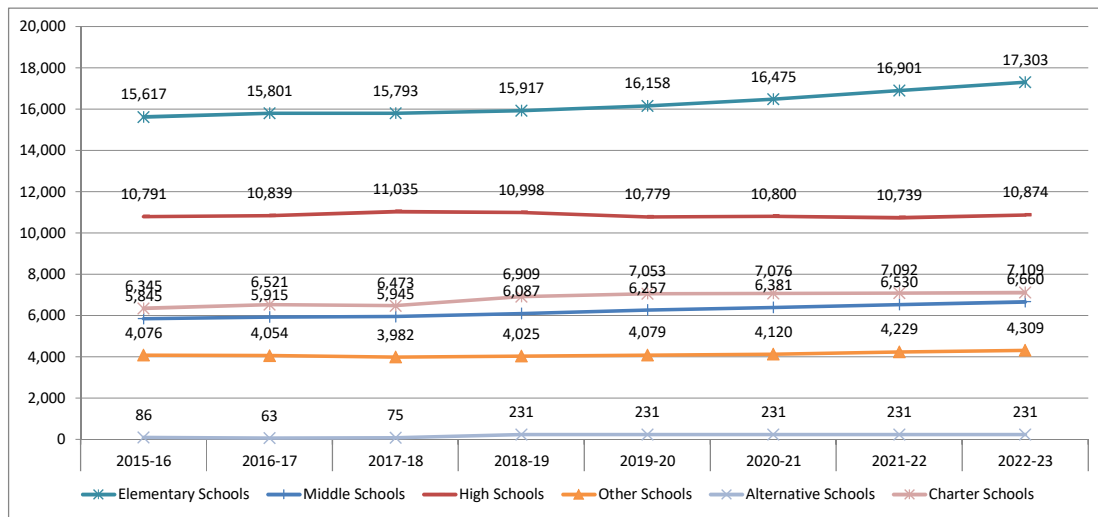
The School Board of Sarasota County, Florida

Schedule B

Student Enrollment for the Period 2014-2015 through 2021-23

District Enrollment Summary of all Schools

School	2014-2015	2015-2016	2016-2017	2017-2018	2018-2019	2019-2020	2020-2021	2021-2022	2022-2023
Other Schools									
School	2014-2015	2015-2016	2016-2017	2017-2018	2018-2019	2019-2020	2020-2021	2021-2022	2022-2023
Laurel Nokomis School	1,030	1,076	1,152	1,138	1,162	1,190	1,177	1,207	1,186
Contracted Virtual School	41	31	31	36	43	48	54	62	57
District Virtual School	53	53	32	58	58	64	70	77	85
Phoenix Academy	0	0	0	0	0	0	0	0	0
Oak Park	345	301	308	307	318	320	322	324	326
Oak Park South	0	0	0	0	0	0	0	0	0
ESE Vouchers to Private Schools	359	374	410	411	435	435	435	435	435
Sarasota Technical College	129	119	119	44	47	47	47	47	47
Pineview	2,187	2,174	2,051	1,967	1,944	1,957	1,996	2,059	2,155
ESE Special Programs	54	67	70	65	65	65	65	65	65
Total Other Schools	4,069	4,076	4,054	3,982	4,025	4,079	4,120	4,229	4,309
Alternative Schools									
T.R.I.A.D.	103	86	63	75	81	81	81	81	81
Acceleration Academies	0	0	0	0	150	150	150	150	150
Total Alternative Schools	103	86	63	75	231	231	231	231	231
Charter Schools									
Imagine Charter School at NorthPort	1,029	1,128	1,182	1,177	1,200	1,200	1,200	1,200	1,200
Imagine Charter School at Palmer Ranch	431	436	455	473	498	501	525	541	558
Island Village Montessori	678	697	755	663	700	700	700	700	700
Sarasota Arts & Sciences	750	751	751	753	748	748	748	748	748
The Leadership Academy of Venice	285	311	286	295	310	310	310	310	310
Sarasota Academy of the Arts	207	209	225	230	226	226	226	226	226
Sarasota Military	1,518	1,513	1,505	1,470	1,580	1,580	1,580	1,580	1,580
Sarasota Military Prep	0	0	0	0	0	0	0	0	0
Suncoast Innovative Studies	420	429	419	386	380	380	380	380	380
Sarasota Suncoast Academy	499	503	507	594	756	866	866	866	866
Strength and Knowledge at the Y (Englewood)		96	180	227	270	300	300	300	300
Strength and Knowledge at the Y (Venice)	338	272	256	205	241	241	241	241	241
Total Charter Schools	6,155	6,345	6,521	6,473	6,909	7,053	7,076	7,092	7,109
Grand Total Pre K through Grade Twelve	42,336	42,760	43,193	43,303	44,168	44,556	45,084	45,722	46,486



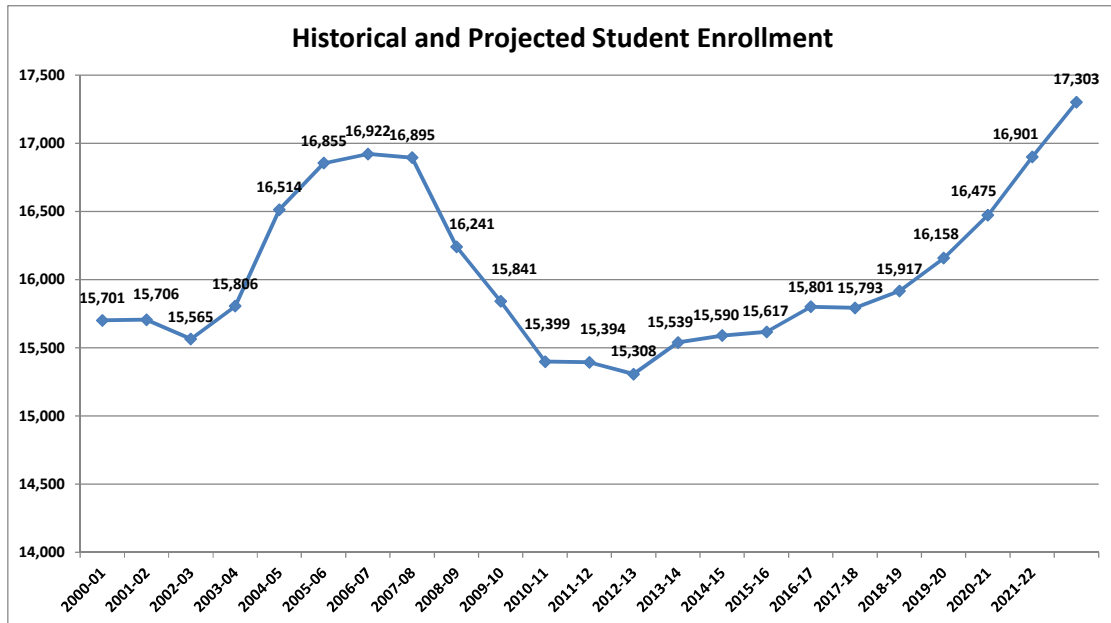
THE SCHOOL BOARD OF SARASOTA COUNTY, FLORIDA



ELEMENTARY SCHOOLS

The School Board of Sarasota County, Florida
Student Enrollment for the Period 2014-2015 through 2022-2023
Total for all Elementary Schools

Student Enrollment by Grade Level									
Grade Level	2014-2015	2015-2016	2016-2017	2017-2018	2018-2019	2019-2020	2020-2021	2021-2022	2022-2023
Pre Kindergarten	251	260	308	318	341	341	341	341	341
Kindergarten	2,508	2,409	2,473	2,456	2,532	2,627	2,712	2,786	2,844
First	2,706	2,671	2,468	2,532	2,565	2,637	2,737	2,821	2,898
Second	2,561	2,599	2,618	2,495	2,548	2,586	2,659	2,750	2,835
Third	2,639	2,655	2,742	2,701	2,615	2,669	2,716	2,786	2,883
Fourth	2,409	2,576	2,586	2,640	2,640	2,595	2,652	2,695	2,744
Fifth	2,516	2,447	2,606	2,651	2,676	2,704	2,658	2,722	2,757
Total by Grade	15,590	15,617	15,801	15,793	15,917	16,158	16,475	16,901	17,303
Students by Program funded through the Florida Education Finance Program									
Basic Education	10,864	10,926	10,977	11,067	11,186	11,355	11,584	11,902	12,215
E.S.O.L.	1,057	1,050	1,136	978	985	993	1,000	1,011	1,026
Students with Disabilities K-3	2,110	2,075	2,131	2,129	2,162	2,195	2,236	2,292	2,348
Students with Disabilities 4-8	1,443	1,446	1,450	1,407	1,400	1,421	1,450	1,490	1,525
Students with Disabilities 9-12	0	0	0	0	0	0	0	0	0
ESE Level 4	132	105	103	127	129	131	136	139	145
ESE Level 5	17	12	15	23	22	23	25	26	28
Total Students by Program	15,623	15,614	15,812	15,731	15,884	16,117	16,430	16,861	17,286



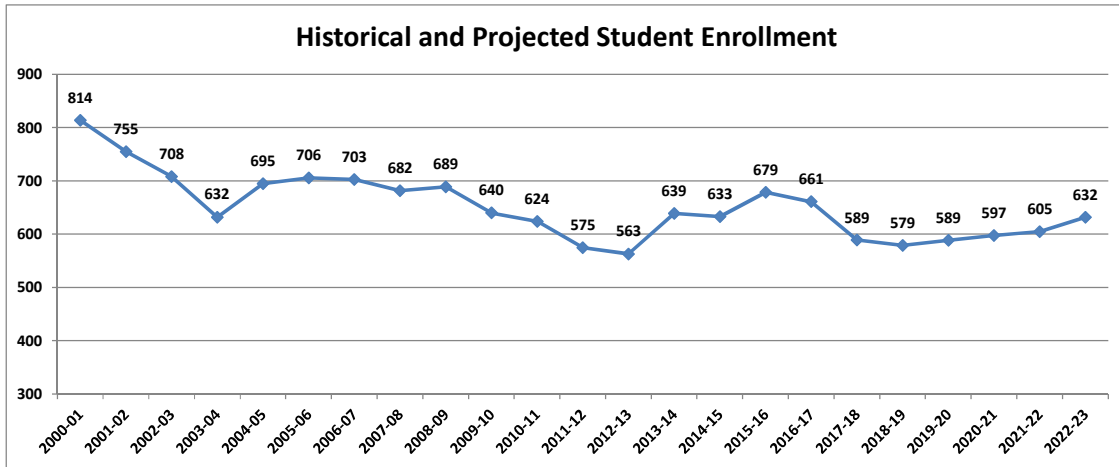
The School Board of Sarasota County, Florida
Student Enrollment for the Period 2014-2015 through 2022-2023

Historical Student enrollment by Grade level information (Based upon October of each school year)

Alta Vista Elementary School

School Principal:	Dr. Barbara Shirley	Year School Opened	1955
School Address:	2589 Alta Vista St. Sarasota, FL. 34237	Year Renovated	1997
School Phone	(941) 361-6400	Free / Reduced Lunch Percentage	92.77%
School Web Site	sarasotacountyschools.net/av	Title One School	Yes

Student Enrollment by Grade Level									
Grade Level	2014-2015	2015-2016	2016-2017	2017-2018	2018-2019	2019-2020	2020-2021	2021-2022	2022-2023
Pre Kindergarten	0	0	2	0	0	0	0	0	0
Kindergarten	122	142	113	94	92	100	103	106	109
First	123	138	129	99	96	94	102	105	114
Second	108	111	112	108	96	93	91	105	110
Third	112	106	110	106	110	98	95	93	106
Fourth	81	103	94	90	97	109	98	95	93
Fifth	87	79	101	92	87	94	108	101	98
Total by Grade	633	679	661	589	579	589	597	605	632
Students by Program funded through the Florida Education Finance Program									
Basic Education	417	438	422	378	372	378	383	388	405
E.S.O.L.	107	110	109	82	81	82	83	84	88
Students with Disabilities K-3	73	73	75	78	76	77	79	80	83
Students with Disabilities 4-8	31	47	51	47	46	46	47	48	50
Students with Disabilities 9-12						0	0	0	0
ESE Level 4	1	1	0	0	0	0	0	0	0
ESE Level 5	0	0	0	0	0	0	0	0	0
Total Students by Program	628	669	657	584	574	584	592	600	626



The School Board of Sarasota County, Florida
Student Enrollment for the Period 2014-2015 through 2022-2023
Ashton Elementary School

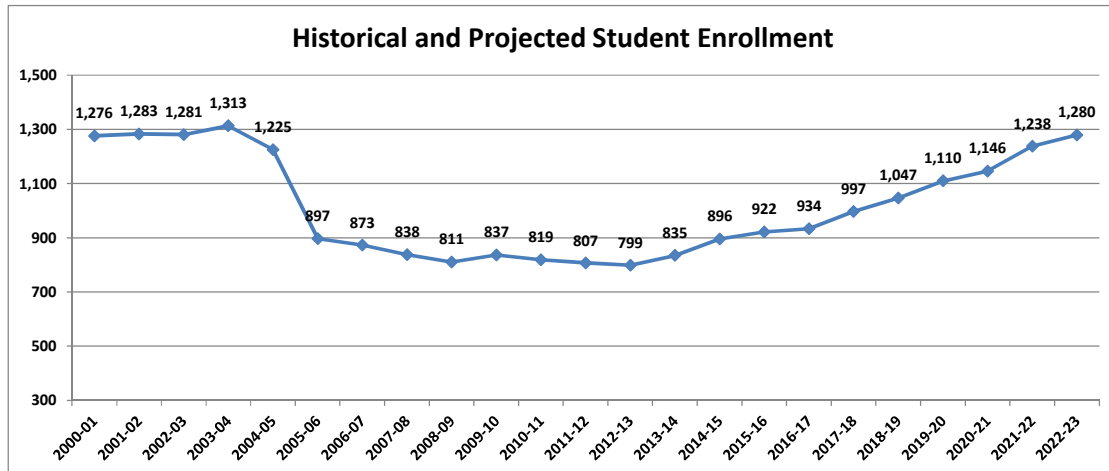
School Principal:	Ms. Kristi Jarvis	Year School Opened	1976
School Address:	5110 Ashton Road Sarasota, FL. 34237	Year Renovated	2005
School Phone	(941) 361-6440	Free / Reduced Lunch Percentage	30.50%
School Web Site	sarasotacountychools.net/ashton	Title One School	No

Student Enrollment by Grade Level

Grade Level	2014-2015	2015-2016	2016-2017	2017-2018	2018-2019	2019-2020	2020-2021	2021-2022	2022-2023
Pre Kindergarten	2	3	1	2	2	2	2	2	2
Kindergarten	171	125	149	152	162	174	186	198	202
First	136	184	143	173	171	183	196	209	208
Second	132	142	179	145	179	180	193	203	217
Third	142	156	146	197	159	192	197	212	216
Fourth	152	148	159	161	206	166	200	206	221
Fifth	161	164	157	167	167	213	173	208	214
Total by Grade	896	922	934	997	1,047	1,110	1,146	1,238	1,280

Students by Program funded through the Florida Education Finance Program

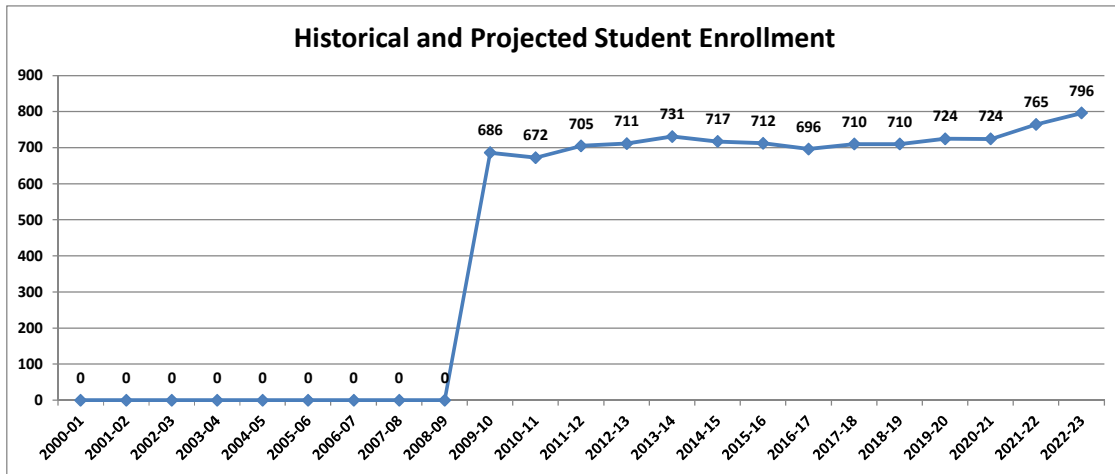
Basic Education	674	656	659	715	751	796	822	888	918
E.S.O.L.	45	52	47	56	59	62	64	70	72
Students with Disabilities K-3	95	119	125	129	135	143	148	160	165
Students with Disabilities 4-8	82	96	109	103	109	115	119	128	133
Students with Disabilities 9-12						0	0	0	0
ESE Level 4	2	2	0	0	0	0	0	0	0
ESE Level 5	0	0	0	0	0	0	0	0	0
Total Students by Program	899	925	939	1,003	1,053	1,117	1,153	1,245	1,287



The School Board of Sarasota County, Florida
Student Enrollment for the Period 2014-2015 through 2022-2023
Atwater Elementary School

School Principal:	Ms. Cynthia Thro	Year School Opened	2010
School Address:	4701 Huntsville Avenue North Port FL.	Year Renovated	N/A
School Phone	(941) 257-2317	Free / Reduced Lunch Percentage	71.39%
School Web Site	sarasotacountyschools.net/awater	Title One School	Yes

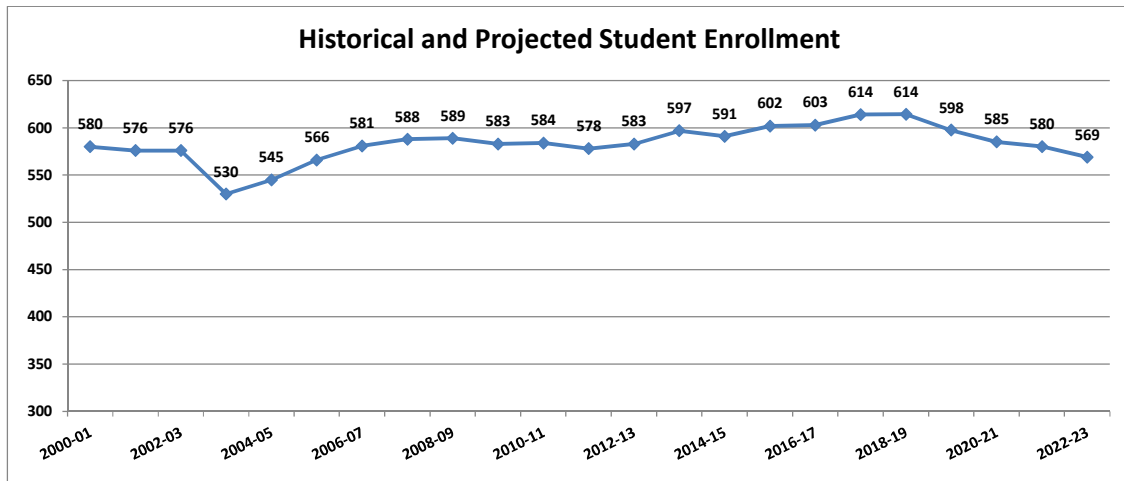
Student Enrollment by Grade Level										
Grade Level	2014-2015	2015-2016	2016-2017	2017-2018	2018-2019	2019-2020	2020-2021	2021-2022	2022-2023	
Pre Kindergarten	3	4	7	3	3	3	3	3	3	
Kindergarten	105	97	93	98	111	123	127	132	136	
First	109	115	87	105	105	116	125	133	134	
Second	134	119	115	92	113	110	117	129	136	
Third	132	148	140	140	112	131	128	137	150	
Fourth	112	124	133	130	133	109	121	118	126	
Fifth	122	105	121	142	133	132	102	114	111	
Total by Grade	717	712	696	710	710	724	724	765	796	
Students by Program funded through the Florida Education Finance Program										
Basic Education	555	535	524	543	543	554	553	584	608	
E.S.O.L.	34	30	33	40	40	41	41	43	45	
Students with Disabilities K-3	75	80	76	63	63	64	64	68	71	
Students with Disabilities 4-8	50	55	63	66	66	67	67	71	73	
Students with Disabilities 9-12						0	0	0	0	
ESE Level 4	9	6	5	4	4	4	4	4	4	
ESE Level 5	9	6	5	5	4	4	4	4	4	
Total Students by Program	732	711	705	720	719	734	733	775	806	



The School Board of Sarasota County, Florida
Student Enrollment for the Period 2014-2015 through 2022-2023
BayHaven School of Basics Plus

School Principal:	Mr. Chad Erickson	Year School Opened	1926
School Address:	2901 West Tamiami Circle Sarasota, FL 34234	Year Renovated	2004
School Phone	(941) 359-5800	Free / Reduced Lunch Percentage	46.33%
School Web Site	sarasotacountyschools.net/bayhaven	Title One School	No

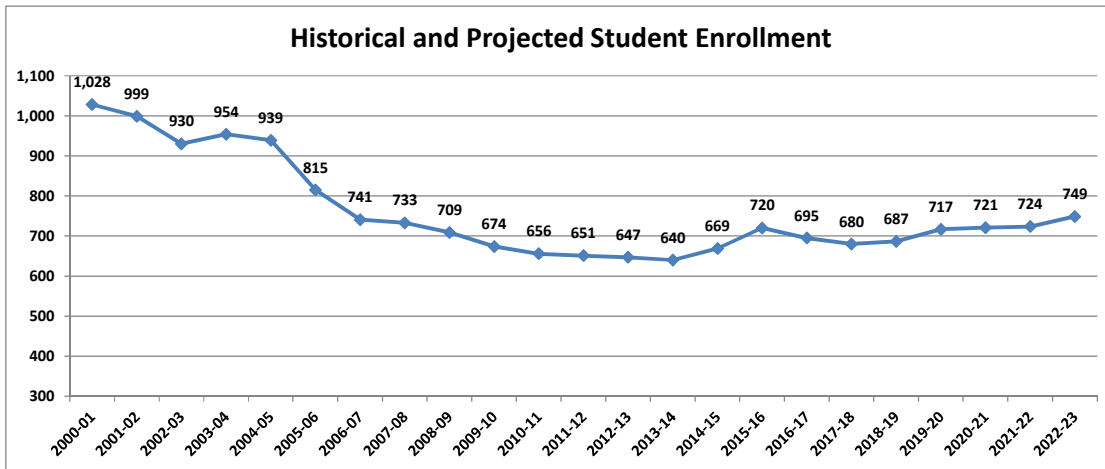
Student Enrollment by Grade Level									
Grade Level	2014-2015	2015-2016	2016-2017	2017-2018	2018-2019	2019-2020	2020-2021	2021-2022	2022-2023
Pre Kindergarten	0	0	0	0	0	0	0	0	0
Kindergarten	107	107	110	107	97	91	93	93	91
First	107	108	106	111	107	97	91	93	94
Second	100	107	108	107	110	106	96	91	93
Third	89	87	105	103	103	106	104	97	92
Fourth	100	90	85	100	100	100	103	103	97
Fifth	88	103	89	86	97	97	97	102	103
Total by Grade	591	602	603	614	614	598	585	580	569
Students by Program funded through the Florida Education Finance Program									
Basic Education	462	512	518	522	522	508	497	493	483
E.S.O.L.	12	16	19	10	10	10	10	10	10
Students with Disabilities K-3	54	49	45	49	49	48	47	47	46
Students with Disabilities 4-8	59	24	22	24	24	24	23	23	23
Students with Disabilities 9-12						0	0	0	0
ESE Level 4	0	0	0	0	0	0	0	0	0
ESE Level 5	0	0	0	0	0	0	0	0	0
Total Students by Program	587	600	604	606	606	590	577	573	561



The School Board of Sarasota County, Florida
Student Enrollment for the Period 2014-2015 through 2022-2023
Brentwood Elementary School

School Principal:	Mr. John Weida	Year School Opened	1958
School Address:	2500 Vinson Avenue Sarasota FL.	Year Renovated	2003
School Phone	(941) 361-6230	Free / Reduced Lunch Percentage	73.01%
School Web Site	sarasotacountyschools.net/brentwood	Title One School	Yes

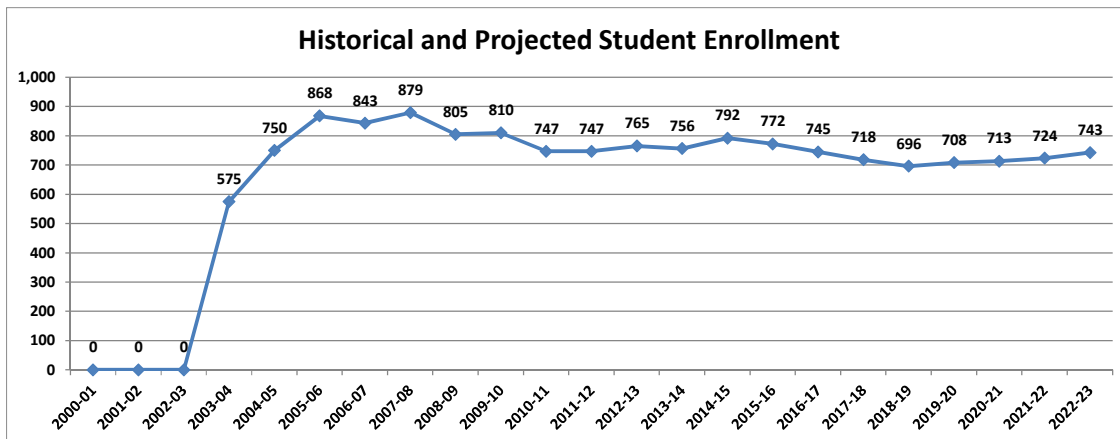
Student Enrollment by Grade Level									
Grade Level	2014-2015	2015-2016	2016-2017	2017-2018	2018-2019	2019-2020	2020-2021	2021-2022	2022-2023
Pre Kindergarten	56	52	62	42	42	42	42	42	42
Kindergarten	105	113	92	98	102	105	109	113	117
First	90	116	107	98	102	106	109	113	118
Second	101	102	110	113	102	106	110	114	118
Third	108	115	98	122	122	109	114	118	122
Fourth	103	114	106	94	119	124	107	111	115
Fifth	106	108	120	113	99	125	130	112	117
Total by Grade	669	720	695	680	687	717	721	724	749
Students by Program funded through the Florida Education Finance Program									
Basic Education	416	446	418	427	432	451	453	455	471
E.S.O.L.	30	37	35	38	38	40	40	40	42
Students with Disabilities K-3	148	145	162	145	147	153	154	155	160
Students with Disabilities 4-8	70	76	67	55	55	57	58	58	60
Students with Disabilities 9-12						0	0	0	0
ESE Level 4	16	13	14	13	13	14	14	14	14
ESE Level 5	2	2	2	0	0	0	0	0	0
Total Students by Program	681	718	698	678	685	715	719	722	747



The School Board of Sarasota County, Florida
Student Enrollment for the Period 2014-2015 through 2022-2023
Cranberry Elementary School

School Principal:	Ms. Linda Daniels	Year School Opened	2003
School Address:	2775 Shalimar Terrace North Port FL 34286	Year Renovated	N/A
School Phone	(941) 480-3400	Free / Reduced Lunch Percentage	65.89%
School Web Site	sarasotacountyschools.net/cranberry	Title One School	Yes

Student Enrollment by Grade Level									
Grade Level	2014-2015	2015-2016	2016-2017	2017-2018	2018-2019	2019-2020	2020-2021	2021-2022	2022-2023
Pre Kindergarten	16	12	12	10	10	10	10	10	10
Kindergarten	131	110	111	119	117	125	128	129	127
First	140	140	119	103	123	121	129	132	133
Second	134	120	130	111	100	124	120	120	122
Third	134	143	125	127	112	99	123	119	118
Fourth	123	125	133	113	123	109	97	119	115
Fifth	114	122	115	135	111	121	107	95	117
Total by Grade	792	772	745	718	696	708	713	724	743
Students by Program funded through the Florida Education Finance Program									
Basic Education	561	556	533	516	500	509	513	520	534
E.S.O.L.	48	42	39	29	28	28	28	29	30
Students with Disabilities K-3	111	111	107	101	98	100	100	102	105
Students with Disabilities 4-8	63	60	62	60	58	59	59	60	62
Students with Disabilities 9-12						0	0	0	0
ESE Level 4	0	1	1	1	1	1	1	1	1
ESE Level 5	0	1	1	1	1	1	1	1	1
Total Students by Program	783	770	741	708	685	697	702	712	731

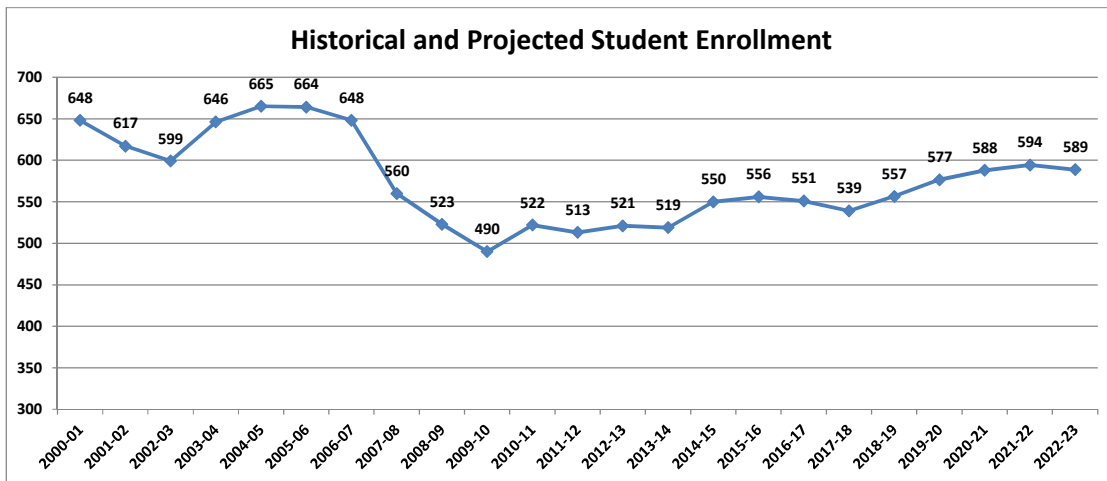


The School Board of Sarasota County, Florida
Student Enrollment for the Period 2014-2015 through 2022-2023
Emma E. Booker Elementary School

School Principal:	Ms. Edwina Oliver	Year School Opened	1990
School Address:	2350 Dr. Martin Luther King Way Sarasota FL	Year Renovated	N/A
School Phone	(941) 361-6480	Free / Reduced Lunch Percentage	97.15%
School Web Site	sarasotacountyschools.net/emma	Title One School	Yes

Student Enrollment by Grade Level									
Grade Level	2014-2015	2015-2016	2016-2017	2017-2018	2018-2019	2019-2020	2020-2021	2021-2022	2022-2023
Pre Kindergarten	14	12	14	13	13	13	13	13	13
Kindergarten	104	83	105	92	91	95	93	97	96
First	98	106	85	106	93	95	95	94	98
Second	79	96	99	93	101	91	93	94	92
Third	107	92	92	96	94	105	95	97	98
Fourth	69	89	71	83	82	92	102	93	95
Fifth	79	78	85	56	83	86	97	107	98
Total by Grade	550	556	551	539	557	577	588	594	589

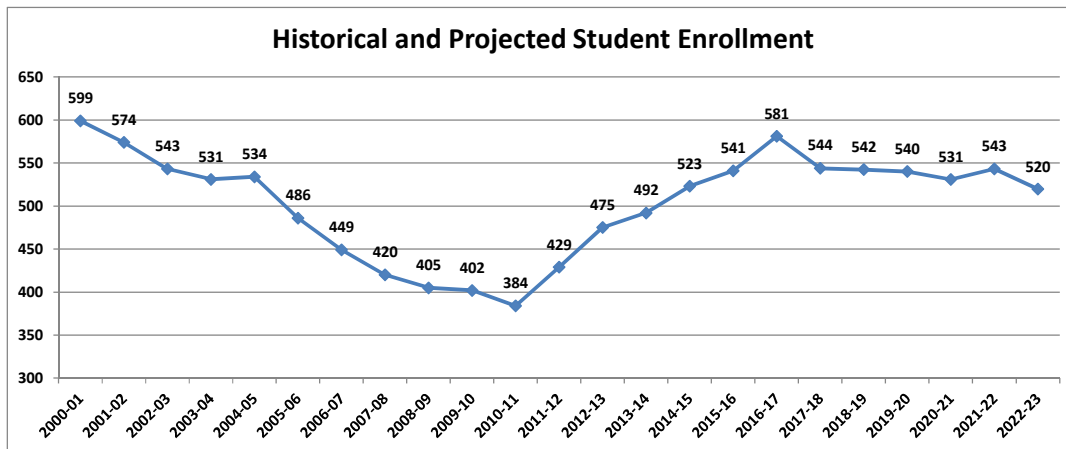
Students by Program funded through the Florida Education Finance Program									
Basic Education	395	399	384	369	381	387	390	396	406
E.S.O.L.	34	31	35	38	40	40	41	41	42
Students with Disabilities K-3	92	82	87	93	96	98	98	100	102
Students with Disabilities 4-8	37	45	36	36	38	38	39	39	40
Students with Disabilities 9-12						0	0	0	0
ESE Level 4	0	0	0	0	0	0	0	0	0
ESE Level 5	0	0	0	0	0	0	0	0	0
Total Students by Program	558	557	542	537	554	564	568	576	591



The School Board of Sarasota County, Florida
Student Enrollment for the Period 2014-2015 through 2022-2023
Englewood Elementary School

School Principal:	Mr. Mark Grossenbacher	Year School Opened	1928
School Address:	150 North McCall Road Englewood FL 34223	Year Renovated	2003
School Phone	(941) 474-3247	Free / Reduced Lunch Percentage	59.50%
School Web Site	sarasotacountyschools.net/englewood	Title One School	No

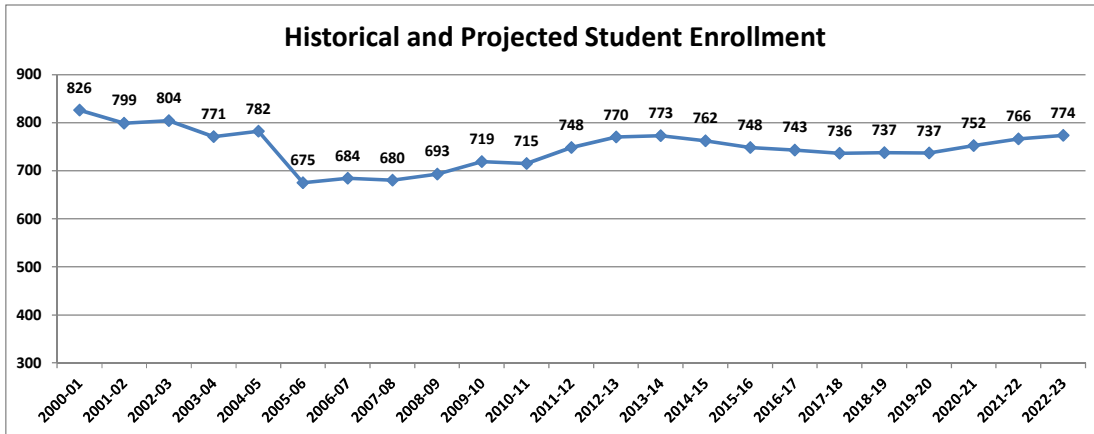
Student Enrollment by Grade Level									
Grade Level	2014-2015	2015-2016	2016-2017	2017-2018	2018-2019	2019-2020	2020-2021	2021-2022	2022-2023
Pre Kindergarten	0	2	2	1	1	1	1	1	1
Kindergarten	109	82	96	84	85	87	90	92	90
First	89	108	82	90	82	86	87	90	90
Second	81	87	107	77	86	79	82	84	86
Third	80	90	102	103	81	91	83	86	84
Fourth	92	88	97	100	107	89	98	89	87
Fifth	72	84	95	89	100	107	89	100	81
Total by Grade	523	541	581	544	542	540	531	543	520
Students by Program funded through the Florida Education Finance Program									
Basic Education	397	402	417	418	417	415	408	418	400
E.S.O.L.	23	25	26	15	15	15	15	15	15
Students with Disabilities K-3	63	64	70	65	64	64	63	64	62
Students with Disabilities 4-8	47	48	59	52	52	52	51	52	50
Students with Disabilities 9-12						0	0	0	0
ESE Level 4	0	0	0	0	0	0	0	0	0
ESE Level 5	0	0	0	0	0	0	0	0	0
Total Students by Program	529	539	571	550	549	546	537	549	526



The School Board of Sarasota County, Florida
Student Enrollment for the Period 2014-2015 through 2022-2023
Fruitville Elementary School

School Principal:	Mr. Steven French	Year School Opened	1941
School Address:	601 Honore Avenue Sarasota FL 34232	Year Renovated	2005
School Phone	(941) 361-6200	Free / Reduced Lunch Percentage	62.89%
School Web Site	sarasotacountyschools.net/fruitville	Title One School	Yes

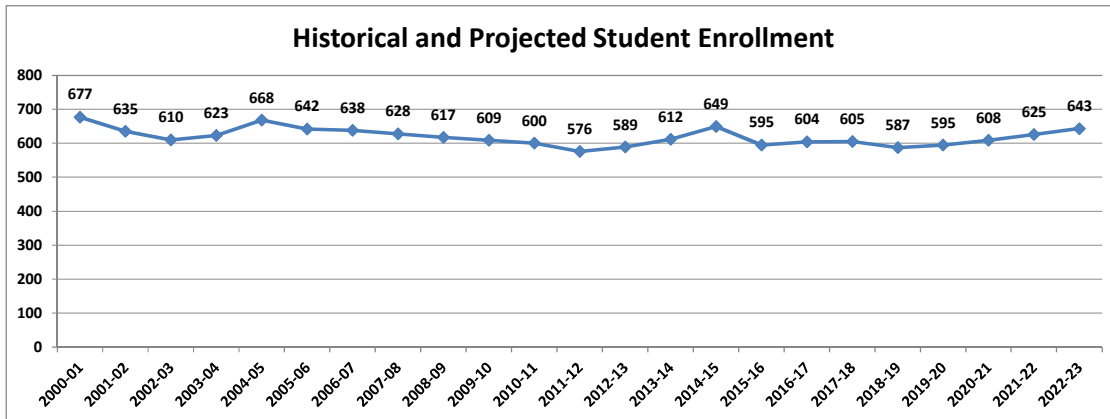
Student Enrollment by Grade Level									
Grade Level	2014-2015	2015-2016	2016-2017	2017-2018	2018-2019	2019-2020	2020-2021	2021-2022	2022-2023
Pre Kindergarten	13	19	16	27	27	27	27	27	27
Kindergarten	129	115	114	132	129	127	128	128	128
First	127	115	113	114	131	129	128	127	127
Second	136	132	117	112	114	131	129	128	127
Third	132	130	130	115	110	112	128	126	126
Fourth	108	123	127	119	109	104	110	122	119
Fifth	117	114	126	117	117	107	102	108	120
Total by Grade	762	748	743	736	737	737	752	766	774
Students by Program funded through the Florida Education Finance Program									
Basic Education	440	431	420	433	433	433	442	450	455
E.S.O.L.	73	62	71	57	57	57	58	59	60
Students with Disabilities K-3	128	127	132	116	116	116	119	121	122
Students with Disabilities 4-8	88	85	86	83	84	84	85	87	88
Students with Disabilities 9-12						0	0	0	0
ESE Level 4	39	44	38	40	40	40	40	41	42
ESE Level 5	0	0	0	1	1	1	1	1	1
Total Students by Program	768	749	747	729	731	730	745	759	766



The School Board of Sarasota County, Florida
Student Enrollment for the Period 2014-2015 through 2022-2023
Garden Elementary School

School Principal:	Ms. Amy Baker Archer	Year School Opened	1974
School Address:	700 Center Road Venice FL 34285	Year Renovated	2002
School Phone	(941) 486-2110	Free / Reduced Lunch Percentage	62.50%
School Web Site	sarasotacountyschools.net/garden	Title One School	Yes

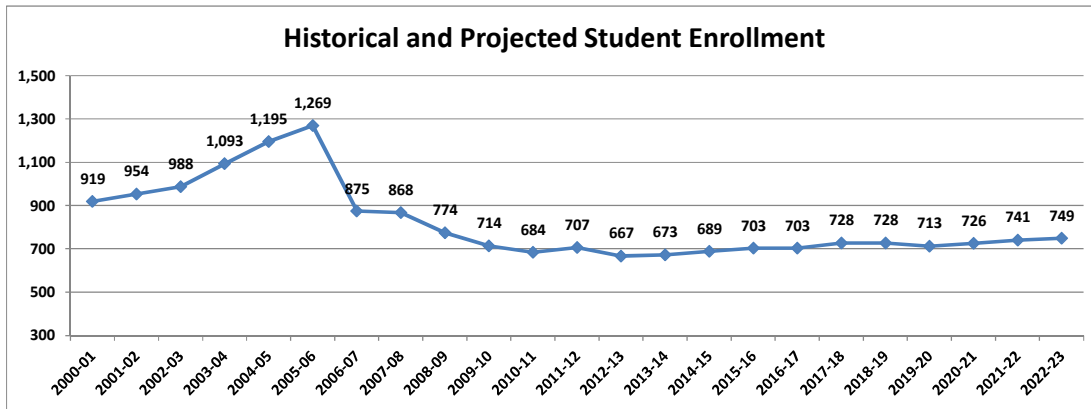
Student Enrollment by Grade Level									
Grade Level	2014-2015	2015-2016	2016-2017	2017-2018	2018-2019	2019-2020	2020-2021	2021-2022	2022-2023
Pre Kindergarten	4	5	4	6	5	5	5	5	5
Kindergarten	109	78	103	95	96	103	108	109	111
First	111	104	83	95	96	98	104	109	111
Second	98	100	106	92	93	94	96	102	107
Third	115	107	100	100	99	100	101	103	110
Fourth	100	99	110	97	95	94	95	96	98
Fifth	112	102	98	120	103	101	99	101	102
Total by Grade	649	595	604	605	587	595	608	625	643
Students by Program funded through the Florida Education Finance Program									
Basic Education	510	477	466	460	447	452	463	476	489
E.S.O.L.	20	20	18	22	22	22	23	23	24
Students with Disabilities K-3	51	58	77	75	73	73	75	77	79
Students with Disabilities 4-8	53	41	41	43	42	42	43	44	46
Students with Disabilities 9-12						0	0	0	0
ESE Level 4	4	0	1	3	3	3	3	3	3
ESE Level 5	0	0	0	0	0	0	0	0	0
Total Students by Program	637	596	603	603	586	593	607	624	642



The School Board of Sarasota County, Florida
Student Enrollment for the Period 2014-2015 through 2022-2023
Glenallen Elementary School

School Principal:	Ms. Rebecca Drum	Year School Opened	1984
School Address:	7050 Glenallen Blvd. North Port FL 34287	Year Renovated	2006
School Phone	(941) 426-9517	Free / Reduced Lunch Percentage	81.58%
School Web Site	sarasotacountyschools.net/ga	Title One School	Yes

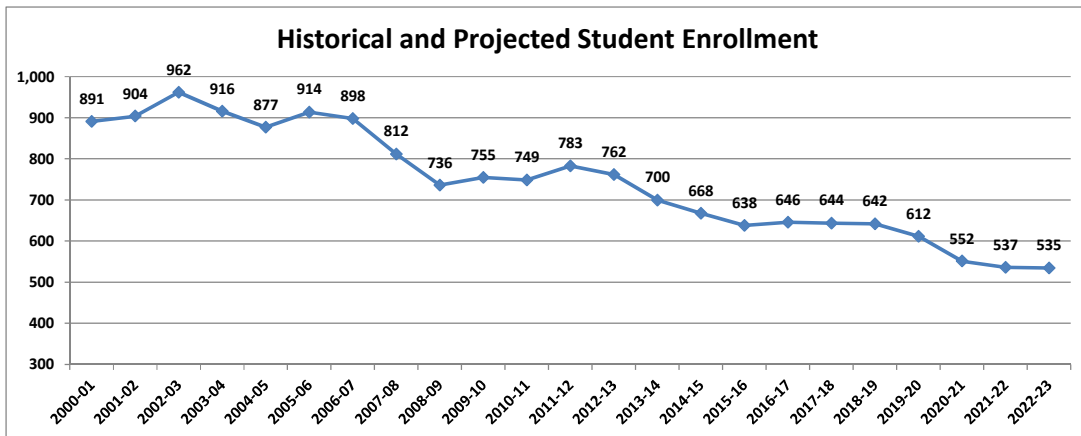
Student Enrollment by Grade Level									
Grade Level	2014-2015	2015-2016	2016-2017	2017-2018	2018-2019	2019-2020	2020-2021	2021-2022	2022-2023
Pre Kindergarten	9	13	10	13	13	13	13	13	13
Kindergarten	103	105	117	98	105	112	119	122	125
First	138	131	112	119	108	119	124	132	135
Second	117	113	114	116	117	99	114	120	120
Third	103	118	125	117	121	122	103	119	125
Fourth	102	108	115	141	119	123	124	104	120
Fifth	117	115	110	124	145	125	129	131	110
Total by Grade	689	703	703	728	728	713	726	741	749
Students by Program funded through the Florida Education Finance Program									
Basic Education	495	502	511	497	497	487	496	506	511
E.S.O.L.	46	33	31	32	32	31	32	32	33
Students with Disabilities K-3	89	98	112	112	112	110	112	114	115
Students with Disabilities 4-8	53	58	55	62	61	60	61	63	63
Students with Disabilities 9-12						0	0	0	0
ESE Level 4	8	4	5	7	7	7	7	7	7
ESE Level 5	2	1	1	1	1	1	1	1	1
Total Students by Program	693	695	714	711	710	696	709	723	731



The School Board of Sarasota County, Florida
Student Enrollment for the Period 2014-2015 through 2022-2023
Gocio Elementary School

School Principal:	Mr. Steven Royce	Year School Opened	1966
School Address:	3450 Gocio Road Sarasota FL 34235	Year Renovated	1993
School Phone	(941) 361-6405	Free / Reduced Lunch Percentage	90.51%
School Web Site	sarasotacountyschools.net/gocio	Title One School	Yes

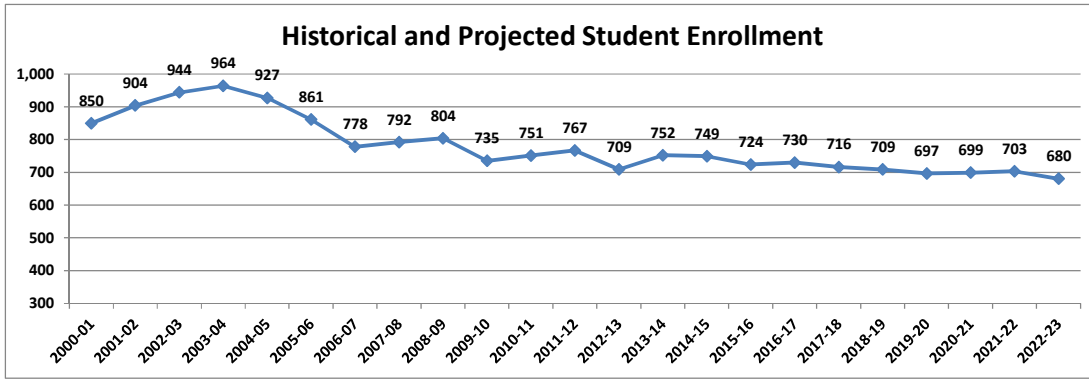
Student Enrollment by Grade Level									
Grade Level	2014-2015	2015-2016	2016-2017	2017-2018	2018-2019	2019-2020	2020-2021	2021-2022	2022-2023
Pre Kindergarten	1	3	2	40	58	58	58	58	58
Kindergarten	107	95	91	90	86	85	85	87	88
First	135	127	99	88	89	83	82	83	84
Second	109	103	124	94	84	85	79	78	78
Third	122	115	113	130	101	88	89	83	82
Fourth	94	112	108	96	130	85	74	75	71
Fifth	100	83	109	106	94	128	84	73	74
Total by Grade	668	638	646	644	642	612	552	537	535
Students by Program funded through the Florida Education Finance Program									
Basic Education	427	406	379	380	378	361	325	316	315
E.S.O.L.	158	142	143	122	122	116	105	102	101
Students with Disabilities K-3	48	49	64	79	79	75	68	66	66
Students with Disabilities 4-8	36	45	54	46	45	43	39	38	38
Students with Disabilities 9-12						0	0	0	0
ESE Level 4	0	0	0	1	0	0	0	0	0
ESE Level 5	0	0	0	0	0	0	0	0	0
Total Students by Program	668	641	640	627	625	596	537	523	521



The School Board of Sarasota County, Florida
Student Enrollment for the Period 2014-2015 through 2022-2023
Gulf Gate Elementary School

School Principal:	Ms. Robin Magac	Year School Opened	1963
School Address:	6500 S. Lockwood Ridge Rd Sarasota FL 34231	Year Renovated	2002
School Phone	(941) 361-6499	Free / Reduced Lunch Percentage	58.91%
School Web Site	sarasotacountychools.net/gulfgate	Title One School	No

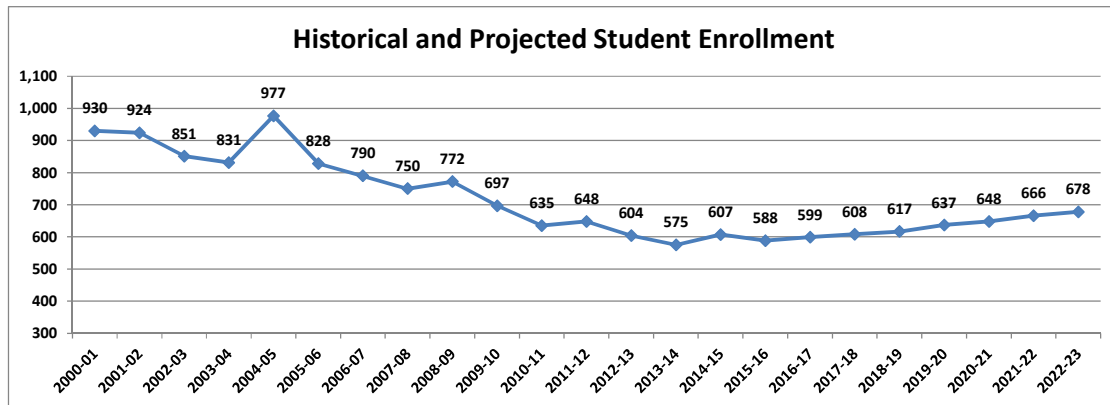
Student Enrollment by Grade Level										
Grade Level	2014-2015	2015-2016	2016-2017	2017-2018	2018-2019	2019-2020	2020-2021	2021-2022	2022-2023	
Pre Kindergarten	27	32	36	27	27	27	27	27	27	
Kindergarten	112	122	129	111	111	111	111	110	110	
First	120	101	112	127	106	106	106	105	105	
Second	118	110	107	102	128	106	106	106	106	
Third	127	114	122	110	109	136	114	113	113	
Fourth	126	120	109	122	106	104	131	109	109	
Fifth	119	125	115	117	123	106	105	132	110	
Total by Grade	749	724	730	716	709	697	699	703	680	
Students by Program funded through the Florida Education Finance Program										
Basic Education	540	506	494	479	475	467	468	471	456	
E.S.O.L.	38	44	53	51	50	50	50	50	48	
Students with Disabilities K-3	93	106	116	118	116	114	115	116	112	
Students with Disabilities 4-8	62	62	61	67	67	65	66	66	64	
Students with Disabilities 9-12						0	0	0	0	
ESE Level 4	8	8	3	3	2	2	2	2	2	
ESE Level 5	1	1	1	1	1	1	1	1	1	
Total Students by Program	742	728	728	719	712	700	702	706	683	



The School Board of Sarasota County, Florida
Student Enrollment for the Period 2014-2015 through 2022-2023
Lakeview Elementary School

School Principal:	Ms. Lisa Wheatley	Year School Opened	1987
School Address:	7299 Proctor Road Sarasota FL 34241	Year Renovated	N/A
School Phone	(941) 361-6571	Free / Reduced Lunch Percentage	40.53%
School Web Site	sarasotacountyschools.net/lakeview	Title One School	No

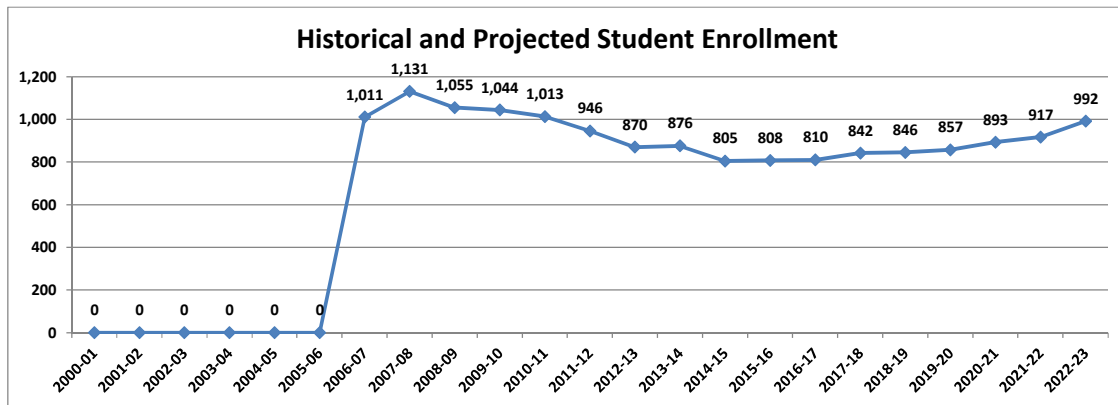
Student Enrollment by Grade Level									
Grade Level	2014-2015	2015-2016	2016-2017	2017-2018	2018-2019	2019-2020	2020-2021	2021-2022	2022-2023
Pre Kindergarten	2	3	6	6	6	6	6	6	6
Kindergarten	82	84	94	88	93	98	103	109	115
First	86	87	93	94	92	97	102	108	111
Second	103	82	92	95	97	95	100	106	111
Third	103	109	92	111	107	109	107	107	109
Fourth	117	108	113	103	117	113	115	113	113
Fifth	114	115	109	111	105	119	115	118	113
Total by Grade	607	588	599	608	617	637	648	666	678
Students by Program funded through the Florida Education Finance Program									
Basic Education	433	456	479	482	489	505	514	528	537
E.S.O.L.	5	5	10	10	10	10	11	11	11
Students with Disabilities K-3	77	46	44	59	60	62	63	65	66
Students with Disabilities 4-8	86	75	66	51	52	53	54	56	57
Students with Disabilities 9-12						0	0	0	0
ESE Level 4	0	0	0	0	0	0	0	0	0
ESE Level 5	0	0	0	0	0	0	0	0	0
Total Students by Program	600	582	599	602	611	631	642	659	671



The School Board of Sarasota County, Florida
Student Enrollment for the Period 2014-2015 through 2022-2023
Lamarque Elementary School in North Port

School Principal:	Mr. Troy Thompson	Year School Opened	2006
School Address:	3415 Lamarque Ave. North Port FL 34286	Year Renovated	N/A
School Phone	(941) 426-6371	Free / Reduced Lunch Percentage	75.27%
School Web Site	sarasotacountyschools.net/Lamarque	Title One School	Yes

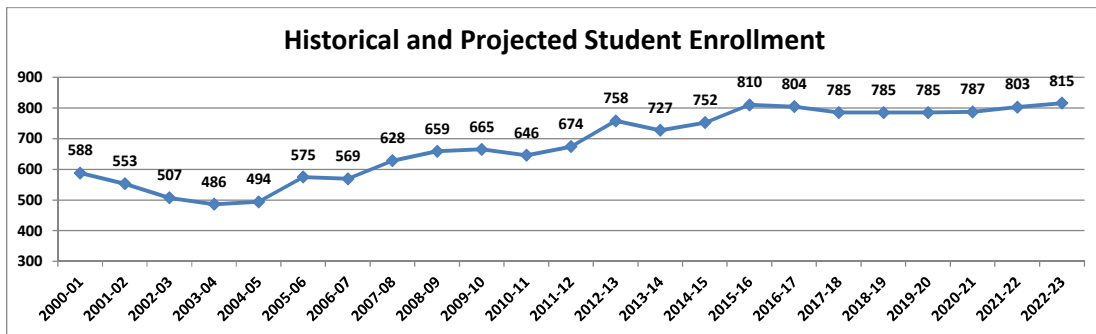
Student Enrollment by Grade Level									
Grade Level	2014-2015	2015-2016	2016-2017	2017-2018	2018-2019	2019-2020	2020-2021	2021-2022	2022-2023
Pre Kindergarten	27	29	31	30	30	30	30	30	30
Kindergarten	109	111	126	136	138	143	149	154	165
First	142	121	112	125	139	138	148	144	162
Second	126	145	121	126	128	145	144	155	150
Third	147	132	144	132	130	133	151	145	167
Fourth	117	143	130	148	129	130	132	155	151
Fifth	137	127	146	145	152	139	139	134	166
Total by Grade	805	808	810	842	846	857	893	917	992
Students by Program funded through the Florida Education Finance Program									
Basic Education	589	585	592	641	643	652	680	698	755
E.S.O.L.	31	32	45	25	25	25	26	27	29
Students with Disabilities K-3	115	112	98	98	98	100	104	107	116
Students with Disabilities 4-8	55	68	64	59	59	60	63	64	70
Students with Disabilities 9-12						0	0	0	0
ESE Level 4	18	9	19	27	27	27	29	29	32
ESE Level 5	2	0	0	1	1	1	1	1	1
Total Students by Program	810	805	819	850	854	866	902	926	1,002



The School Board of Sarasota County, Florida
Student Enrollment for the Period 2014-2015 through 2022-2023
Phillippi Shores Elementary School

School Principal:	Dr. Allison Foster	Year School Opened	1953
School Address:	4747 South Tamiami Trail Sarasota, FL 34231	Year Renovated	2005
School Phone	(941) 361-6424	Free / Reduced Lunch Percentage	50.90%
School Web Site	sarasotacountyschools.net/phillippi	Title One School	No

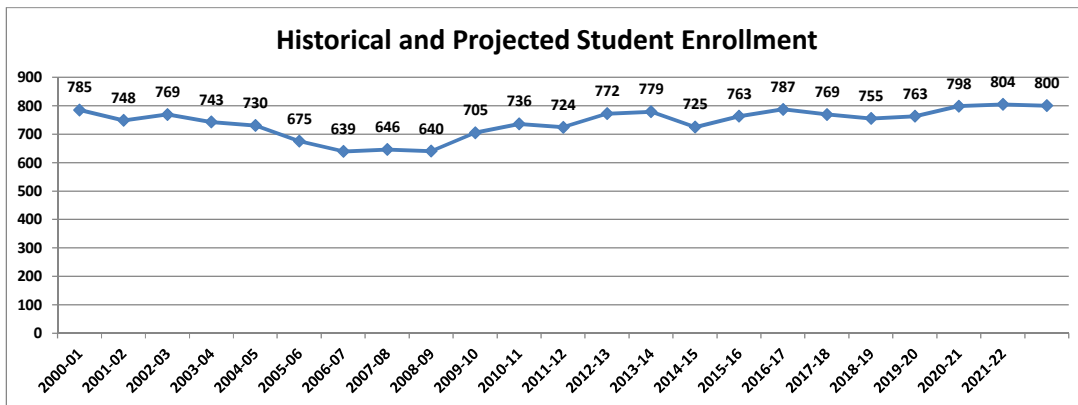
Student Enrollment by Grade Level									
Grade Level	2014-2015	2015-2016	2016-2017	2017-2018	2018-2019	2019-2020	2020-2021	2021-2022	2022-2023
Pre Kindergarten	2	1	3	6	6	6	6	6	6
Kindergarten	114	135	119	127	139	136	134	137	134
First	127	146	140	128	137	149	146	145	147
Second	137	135	144	139	127	136	148	145	144
Third	131	128	139	136	131	120	128	145	137
Fourth	129	134	125	124	121	117	107	118	129
Fifth	112	131	134	125	124	121	117	107	118
Total by Grade	752	810	804	785	785	785	787	803	815
Students by Program funded through the Florida Education Finance Program									
Basic Education	538	582	572	566	566	566	568	579	588
E.S.O.L.	38	31	31	23	23	23	23	24	24
Students with Disabilities K-3	93	101	119	102	102	102	102	104	105
Students with Disabilities 4-8	86	96	83	84	84	84	84	86	87
Students with Disabilities 9-12						0	0	0	0
ESE Level 4	0	0	1	2	2	2	2	2	2
ESE Level 5	0	0	0	1	0	1	1	1	1
Total Students by Program	755	810	805	777	777	777	779	795	808



The School Board of Sarasota County, Florida
Student Enrollment for the Period 2014-2015 through 2022-2023
Southside Elementary School

School Principal:	Ms. Jennifer Nzeza	Year School Opened	1926
School Address:	1901 Webber Street Sarasota FL 34239	Year Renovated	2006
School Phone	(941) 361-6866	Free / Reduced Lunch Percentage	30.43%
School Web Site	sarasotacountyschools.net/southside	Title One School	No

Student Enrollment by Grade Level									
Grade Level	2014-2015	2015-2016	2016-2017	2017-2018	2018-2019	2019-2020	2020-2021	2021-2022	2022-2023
Pre Kindergarten	3	2	2	3	3	3	3	3	3
Kindergarten	87	120	124	115	135	137	138	124	125
First	135	110	127	133	127	139	140	141	125
Second	139	140	109	115	128	125	136	134	138
Third	135	148	145	110	115	132	129	137	139
Fourth	94	141	145	139	109	118	134	131	139
Fifth	132	102	135	154	139	109	117	134	131
Total by Grade	725	763	787	769	755	763	798	804	800
Students by Program funded through the Florida Education Finance Program									
Basic Education	512	539	569	554	546	552	577	582	579
E.S.O.L.	18	23	26	22	23	23	24	24	24
Students with Disabilities K-3	101	99	81	85	84	85	89	90	89
Students with Disabilities 4-8	94	100	103	100	99	100	104	105	105
Students with Disabilities 9-12						0	0	0	0
ESE Level 4	2	1	1	1	1	1	1	1	1
ESE Level 5	0	0	0	0	0	0	0	0	0
Total Students by Program	727	762	779	762	754	761	796	802	798

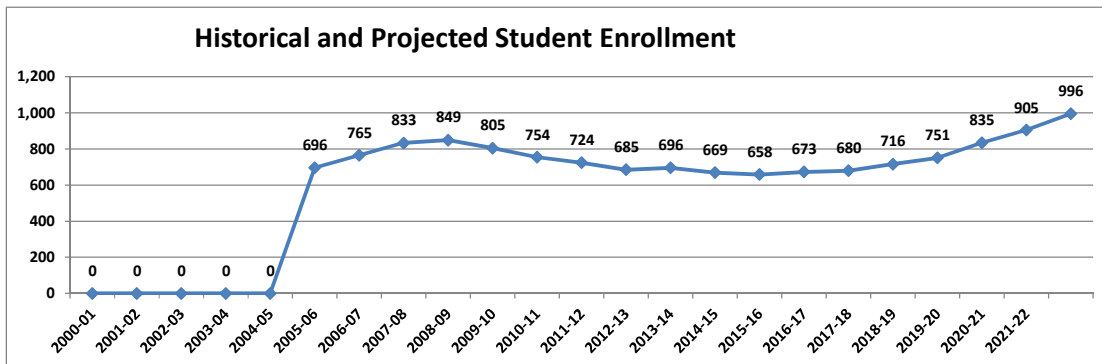


The School Board of Sarasota County, Florida
Student Enrollment for the Period 2014-2015 through 2022-2023
Tatum Ridge Elementary School

School Principal:	Mr. Barry Dunn	Year School Opened	2005
School Address:	4100 Tatum Road Sarasota, FL 34240	Year Renovated	N/A
School Phone	(941) 316-8188	Free / Reduced Lunch Percentage	30.62%
School Web Site	sarasotacountyschools.net/tatum	Title One School	No

Student Enrollment by Grade Level									
Grade Level	2014-2015	2015-2016	2016-2017	2017-2018	2018-2019	2019-2020	2020-2021	2021-2022	2022-2023
Pre Kindergarten	2	0	2	4	4	4	4	4	4
Kindergarten	88	98	88	107	114	121	134	143	158
First	129	98	108	105	128	136	147	160	173
Second	111	124	97	110	107	130	138	150	163
Third	125	114	140	109	124	124	152	159	174
Fourth	105	126	109	133	104	119	126	150	159
Fifth	109	98	129	112	137	116	133	139	164
Total by Grade	669	658	673	680	716	751	835	905	996

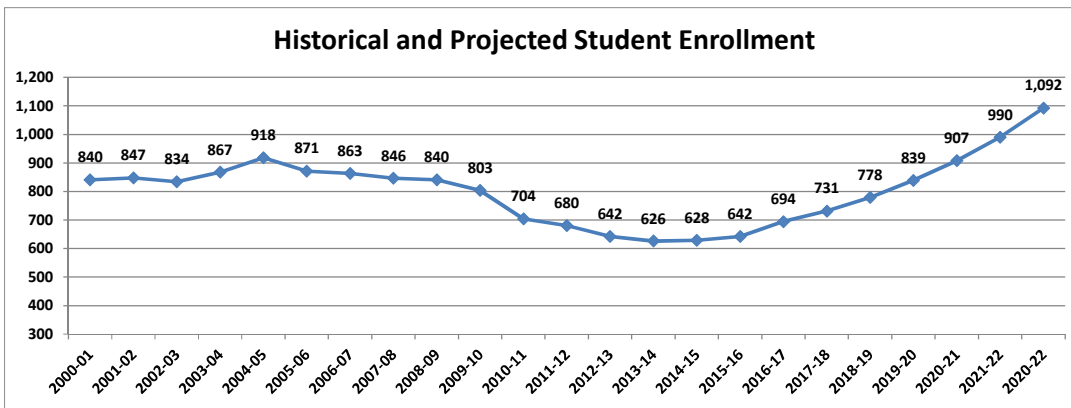
Students by Program funded through the Florida Education Finance Program									
Basic Education	472	479	508	501	528	553	615	667	734
E.S.O.L.	11	15	16	12	13	14	15	16	18
Students with Disabilities K-3	106	85	79	79	83	87	97	105	115
Students with Disabilities 4-8	81	79	69	79	83	87	96	105	115
Students with Disabilities 9-12						0	0	0	0
ESE Level 4	1	1	5	12	13	14	15	17	18
ESE Level 5	1	1	5	12	13	14	15	17	18
Total Students by Program	672	660	681	696	733	768	854	926	1,019



The School Board of Sarasota County, Florida
Student Enrollment for the Period 2014-2015 through 2022-2023
Taylor Ranch Elementary School

School Principal:	Dr. William Bolander	Year School Opened	1989
School Address:	2500 Taylor Ranch Trail Venice, FL 34293	Year Renovated	N/A
School Phone	(941) 486-2000	Free / Reduced Lunch Percentage	41.26%
School Web Site	sarasotacountyschools.net/taylor	Title One School	No

Student Enrollment by Grade Level									
Grade Level	2014-2015	2015-2016	2016-2017	2017-2018	2018-2019	2019-2020	2020-2021	2021-2022	2022-2023
Pre Kindergarten	23	21	35	29	35	35	35	35	35
Kindergarten	91	92	98	94	102	116	132	150	171
First	101	98	98	114	109	116	132	150	172
Second	97	110	107	116	125	129	137	156	178
Third	96	108	117	126	137	147	152	161	184
Fourth	97	104	116	127	137	148	160	165	175
Fifth	123	109	123	125	134	147	160	172	178
Total by Grade	628	642	694	731	778	839	907	990	1,092
Students by Program funded through the Florida Education Finance Program									
Basic Education	487	513	540	540	602	649	702	766	845
E.S.O.L.	14	15	17	17	20	22	24	26	29
Students with Disabilities K-3	70	68	89	89	109	118	127	139	153
Students with Disabilities 4-8	61	50	59	59	43	46	50	55	61
Students with Disabilities 9-12						0	0	0	0
ESE Level 4	1	0	0	0	1	1	1	1	1
ESE Level 5	0	0	0	0	0	0	0	0	0
Total Students by Program	633	646	706	706	776	836	905	987	1,089

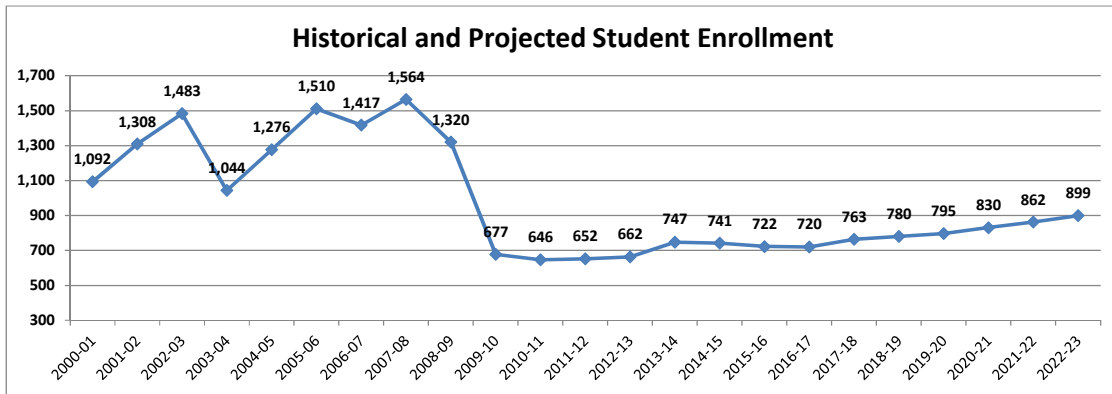


The School Board of Sarasota County, Florida
Student Enrollment for the Period 2014-2015 through 2022-2023
Toledo Blade Elementary School

School Principal:	Ms. Jennifer Dolciotto	Year School Opened	1992
School Address:	1201 Geranium Ave. North Port FL 34288	Year Renovated	N/A
School Phone	(941) 426-6100	Free / Reduced Lunch Percentage	57.39%
School Web Site	sarasotacountyschools.net/nptb	Title One School	No

Student Enrollment by Grade Level									
Grade Level	2014-2015	2015-2016	2016-2017	2017-2018	2018-2019	2019-2020	2020-2021	2021-2022	2022-2023
Pre Kindergarten	14	21	27	25	25	25	25	25	25
Kindergarten	122	119	109	136	134	136	144	149	151
First	138	118	126	123	138	142	144	153	158
Second	108	135	111	123	119	133	138	140	148
Third	119	105	134	117	123	121	136	141	143
Fourth	116	109	103	127	112	119	118	131	136
Fifth	124	115	110	112	129	118	126	124	138
Total by Grade	741	722	720	763	780	795	830	862	899

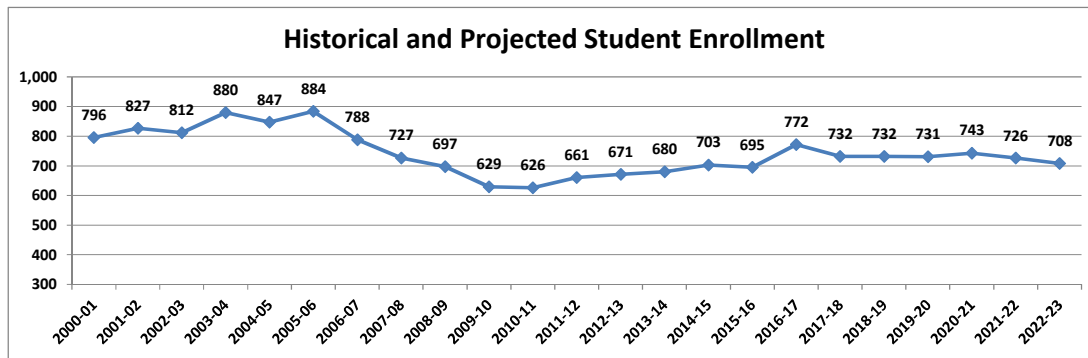
Students by Program funded through the Florida Education Finance Program									
Basic Education	515	487	498	548	560	571	596	619	645
E.S.O.L.	33	30	29	25	25	26	27	28	29
Students with Disabilities K-3	118	127	119	126	128	131	137	142	148
Students with Disabilities 4-8	78	69	74	73	75	76	79	83	86
Students with Disabilities 9-12						0	0	0	0
ESE Level 4	2	1	0	1	1	1	1	1	1
ESE Level 5	0	0	0	0	0	0	0	0	0
Total Students by Program	746	715	720	772	789	805	840	873	910



The School Board of Sarasota County, Florida
Student Enrollment for the Period 2014-2015 through 2022-2023
Tuttle Elementary School

School Principal:	Dr. Patricia Folino	Year School Opened	1963
School Address:	2863 8th Street Sarasota FL 34237	Year Renovated	1999
School Phone	(941) 361-6433	Free / Reduced Lunch Percentage	91.66%
School Web Site	sarasotacountyschools.net/tuttle	Title One School	Yes

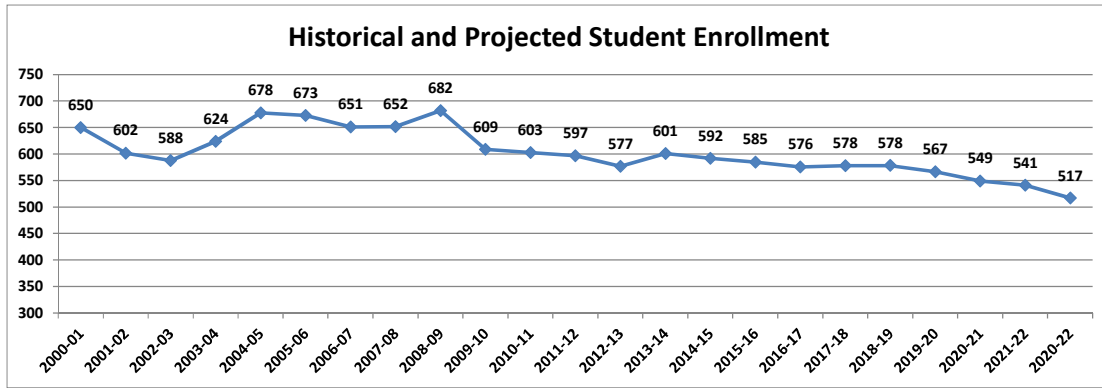
Student Enrollment by Grade Level									
Grade Level	2014-2015	2015-2016	2016-2017	2017-2018	2018-2019	2019-2020	2020-2021	2021-2022	2022-2023
Pre Kindergarten	0	1	2	1	1	1	1	1	1
Kindergarten	130	117	114	113	115	120	120	123	123
First	137	125	126	109	110	116	120	122	123
Second	128	127	144	140	125	114	120	124	126
Third	116	125	153	124	145	123	111	116	121
Fourth	98	98	126	124	110	143	124	108	103
Fifth	94	102	107	121	125	114	148	132	111
Total by Grade	703	695	772	732	732	731	743	726	708
Students by Program funded through the Florida Education Finance Program									
Basic Education	409	406	441	454	454	453	460	450	439
E.S.O.L.	171	185	223	175	175	174	177	173	169
Students with Disabilities K-3	76	70	60	68	68	68	69	67	66
Students with Disabilities 4-8	46	44	40	42	41	41	42	41	40
Students with Disabilities 9-12						0	0	0	0
ESE Level 4	1	0	0	0	0	0	0	0	0
ESE Level 5	0	0	0	0	0	0	0	0	0
Total Students by Program	703	705	765	737	737	736	748	732	714



The School Board of Sarasota County, Florida
Student Enrollment for the Period 2014-2015 through 2022-2023
Venice Elementary School

School Principal:	Mr. Kirk Hutchinson	Year School Opened	1953
School Address:	150 East Miami Avenue Venice FL 34285	Year Renovated	2005
School Phone	(941) 486-2111	Free / Reduced Lunch Percentage	44.33%
School Web Site	sarasotacountyschools.net/veniceelementary	Title One School	No

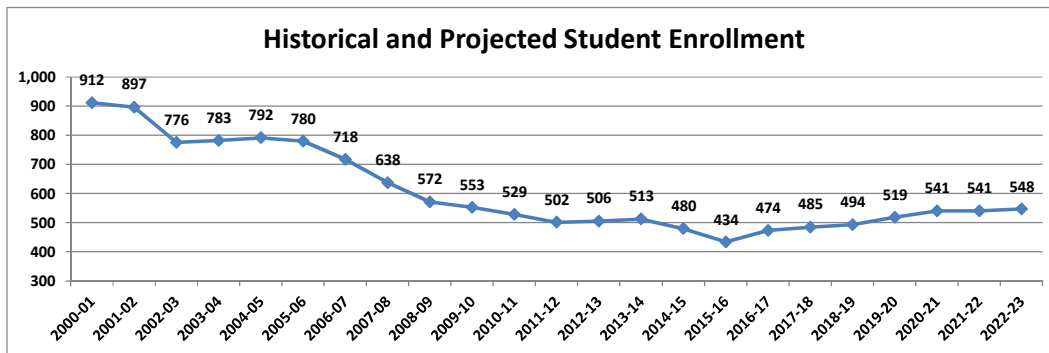
Student Enrollment by Grade Level									
Grade Level	2014-2015	2015-2016	2016-2017	2017-2018	2018-2019	2019-2020	2020-2021	2021-2022	2022-2023
Pre Kindergarten	3	3	7	7	7	7	7	7	7
Kindergarten	99	100	96	90	97	95	92	95	87
First	109	98	91	99	93	88	87	84	86
Second	83	99	90	88	96	87	82	81	78
Third	94	87	96	93	89	97	87	83	81
Fourth	101	97	100	95	98	92	100	90	85
Fifth	103	101	96	106	98	101	94	102	92
Total by Grade	592	585	576	578	578	567	549	541	517
Students by Program funded through the Florida Education Finance Program									
Basic Education	354	368	363	371	371	363	352	347	332
E.S.O.L.	13	14	16	8	8	8	8	8	8
Students with Disabilities K-3	141	121	109	112	112	110	107	105	100
Students with Disabilities 4-8	76	74	75	73	73	72	69	68	65
Students with Disabilities 9-12						0	0	0	0
ESE Level 4	8	5	6	4	4	3	3	3	3
ESE Level 5	1	1	0	0	0	0	0	0	0
Total Students by Program	593	583	569	568	568	557	540	532	508



The School Board of Sarasota County, Florida
Student Enrollment for the Period 2014-2015 through 2022-2023
Wilkinson Elementary School

School Principal:	Ms. Susan Nations	Year School Opened	1967
School Address:	3400 Wilkinson Road Sarasota, FL 34231	Year Renovated	2006
School Phone	(941) 361-6477	Free / Reduced Lunch Percentage	80.94%
School Web Site	sarasotacountyschools.net/wilkinson	Title One School	Yes

Student Enrollment by Grade Level									
Grade Level	2014-2015	2015-2016	2016-2017	2017-2018	2018-2019	2019-2020	2020-2021	2021-2022	2022-2023
Pre Kindergarten	30	22	25	23	23	23	23	23	23
Kindergarten	72	59	82	80	82	87	86	86	85
First	79	77	70	74	84	86	90	90	89
Second	82	60	75	81	71	88	89	86	85
Third	70	78	74	77	83	72	89	90	87
Fourth	73	73	72	74	75	88	76	92	86
Fifth	74	65	76	76	75	75	88	75	92
Total by Grade	480	434	474	485	494	519	541	541	548
Students by Program funded through the Florida Education Finance Program									
Basic Education	266	244	270	274	279	294	306	306	310
E.S.O.L.	58	55	63	67	68	71	74	74	75
Students with Disabilities K-3	92	86	86	90	92	96	100	100	101
Students with Disabilities 4-8	51	51	54	45	46	48	50	50	51
Students with Disabilities 9-12						0	0	0	0
ESE Level 4	13	11	6	10	10	11	11	11	11
ESE Level 5	0	0	0	0	0	0	0	0	0
Total Students by Program	480	447	479	486	495	520	542	542	548



This page intentionally left blank

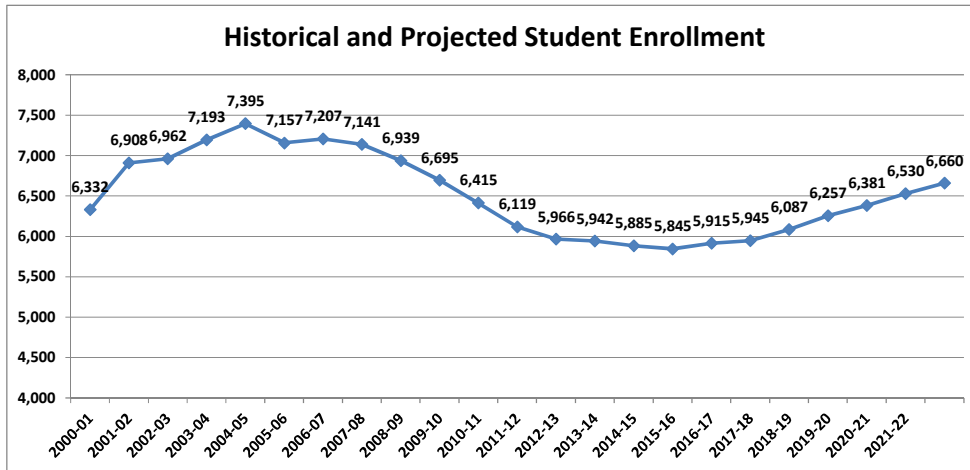
THE SCHOOL BOARD OF SARASOTA COUNTY, FLORIDA



MIDDLE SCHOOLS

The School Board of Sarasota County, Florida
Student Enrollment for the Period 2014-2015 through 2022-2023
Total of all Middle Schools

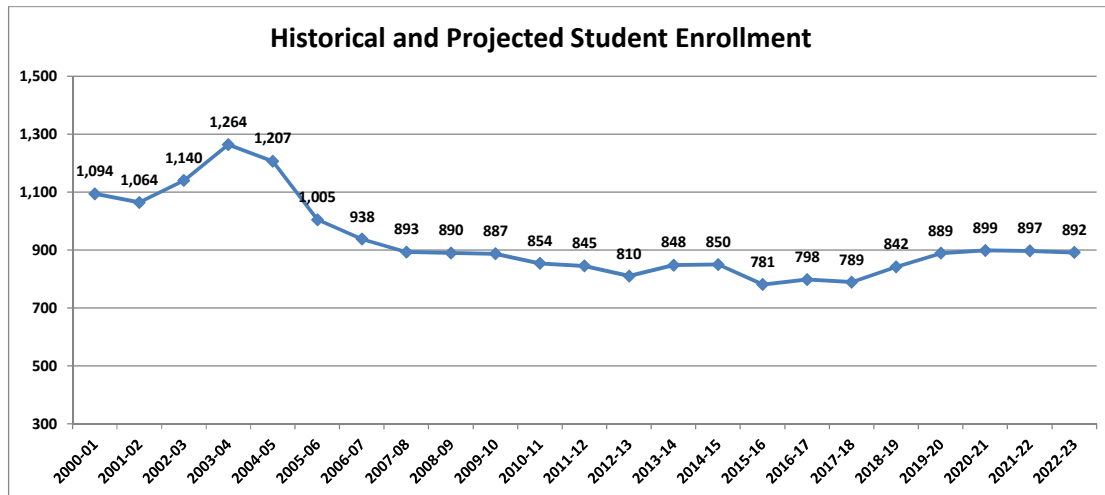
Student Enrollment by Grade Level									
Grade Level	2014-2015	2015-2016	2016-2017	2017-2018	2018-2019	2019-2020	2020-2021	2021-2022	2022-2023
Sixth	1,898	1,914	1,900	1,986	2,048	2,100	2,141	2,189	2,234
Seventh	1,899	1,974	1,976	1,923	2,038	2,078	2,136	2,175	2,219
Eighth	2,088	1,957	2,039	2,036	2,001	2,079	2,105	2,166	2,207
Total by Grade	5,885	5,845	5,915	5,945	6,087	6,257	6,381	6,530	6,660
Students by Program funded through the Florida Education Finance Program									
Basic Education	4,051	3,966	3,978	4,004	4,103	4,223	4,312	4,415	4,507
E.S.O.L.	108	106	134	147	151	156	160	163	166
Students with Disabilities 4-8	1,720	1,746	1,794	1,786	1,825	1,870	1,901	1,944	1,978
ESE Level 4	11	12	10	9	8	9	9	9	9
ESE Level 5	1	1	1	0	0	0	0	0	0
Career Education	0	0	0	0	0	0	0	0	0
Total Students by Program	5,891	5,831	5,916	5,946	6,088	6,257	6,382	6,531	6,660



The School Board of Sarasota County, Florida
Student Enrollment for the Period 2014-2015 through 2022-2023
Booker Middle School

School Principal:	Ms. LaShawn Houston - Frost	Year School Opened	1992
School Address:	2250 Myrtle Street Sarasota FL. 34234	Year Renovated	N/A
School Phone	(941) 359-5824	Free / Reduced Lunch Percentage	81.90%
School Web Site	bookermiddleschool.org	Title One School	Yes

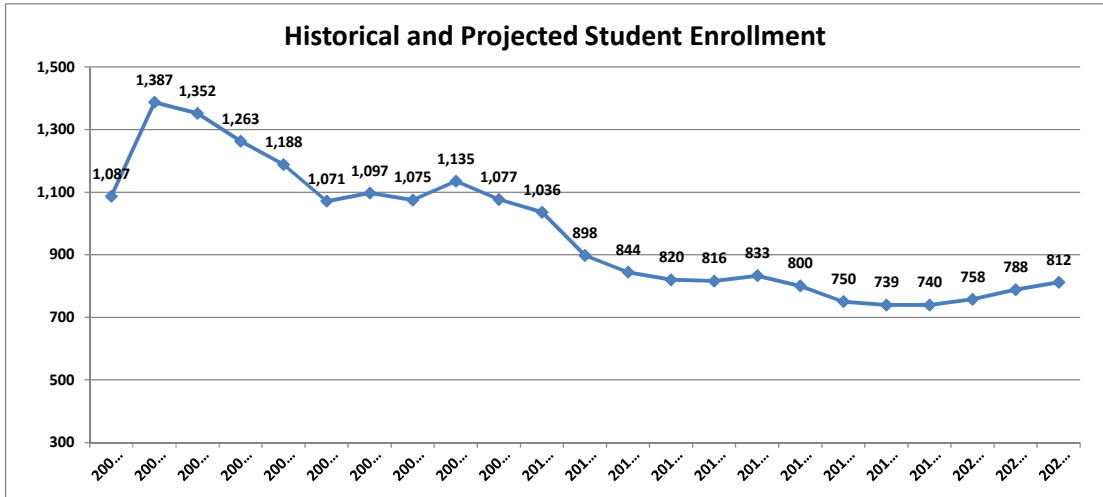
Student Enrollment by Grade Level									
Grade Level	2014-2015	2015-2016	2016-2017	2017-2018	2018-2019	2019-2020	2020-2021	2021-2022	2022-2023
Sixth	264	235	257	284	291	298	296	299	301
Seventh	282	266	255	254	291	298	305	296	298
Eighth	304	280	286	251	260	293	297	303	293
Total by Grade	850	781	798	789	842	889	899	897	892
Students by Program funded through the Florida Education Finance Program									
Basic Education	574	521	531	514	549	580	586	585	581
E.S.O.L.	29	24	31	32	34	36	37	36	36
Students with Disabilities 4-8	253	238	225	246	263	278	281	280	278
ESE Level 4	0	0	0	0	0	0	0	0	0
ESE Level 5	0	0	1	0	0	0	0	0	0
Career Education						0	0	0	0
Total Students by Program	856	783	787	793	846	893	903	901	896



The School Board of Sarasota County, Florida
Student Enrollment for the Period 2014-2015 through 2022-2023
Brookside Middle School

School Principal:	Mr. Matthew Gruhl	Year School Opened	1955
School Address:	3636 South Shade Ave. Sarasota, Florida 34239	Year Renovated	2000
School Phone	(941) 361-6472	Free / Reduced Lunch Percentage	66.54%
School Web Site	sarasotacountyschools.net/brookside	Title One School	No

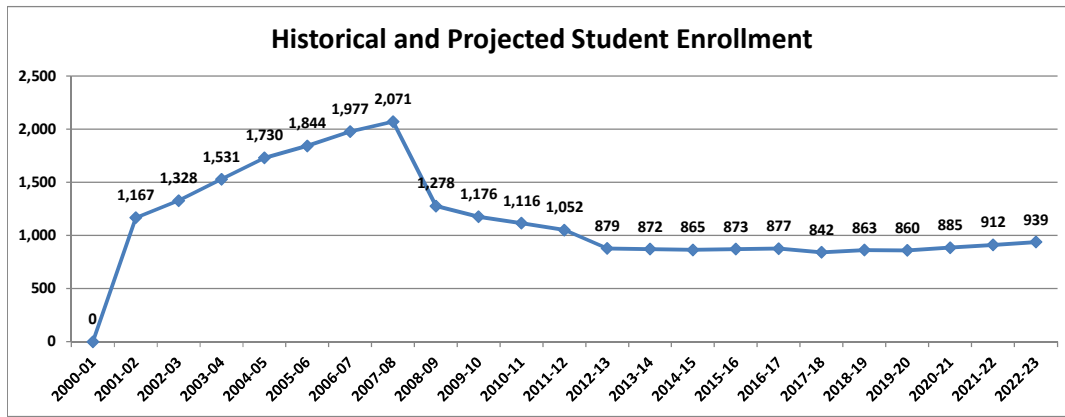
Student Enrollment by Grade Level									
Grade Level	2014-2015	2015-2016	2016-2017	2017-2018	2018-2019	2019-2020	2020-2021	2021-2022	2022-2023
Sixth	289	268	252	233	243	252	260	268	277
Seventh	270	292	270	243	243	241	255	263	272
Eighth	257	273	278	274	253	247	242	257	264
Total by Grade	816	833	800	750	739	740	758	788	812
Students by Program funded through the Florida Education Finance Program									
Basic Education	607	613	585	545	537	537	550	573	590
E.S.O.L.	21	26	23	21	20	20	21	22	22
Students with Disabilities 4-8	181	183	189	188	185	185	190	197	203
ESE Level 4	3	6	7	5	5	5	5	5	5
ESE Level 5	0	0	0	0	0	0	0	0	0
Career Education						0	0	0	0
Total Students by Program	811	827	803	758	747	747	766	797	821



The School Board of Sarasota County, Florida
Student Enrollment for the Period 2014-2015 through 2022-2023
Heron Creek Middle School

School Principal:	Ms. Kristine Lawrence	Year School Opened	2003
School Address:	6501 West Price Blvd North Port FL 34286	Year Renovated	N/A
School Phone	(941) 480-3371	Free / Reduced Lunch Percentage	74.47%
School Web Site	sarasotacountyschools.net/hcms	Title One School	No

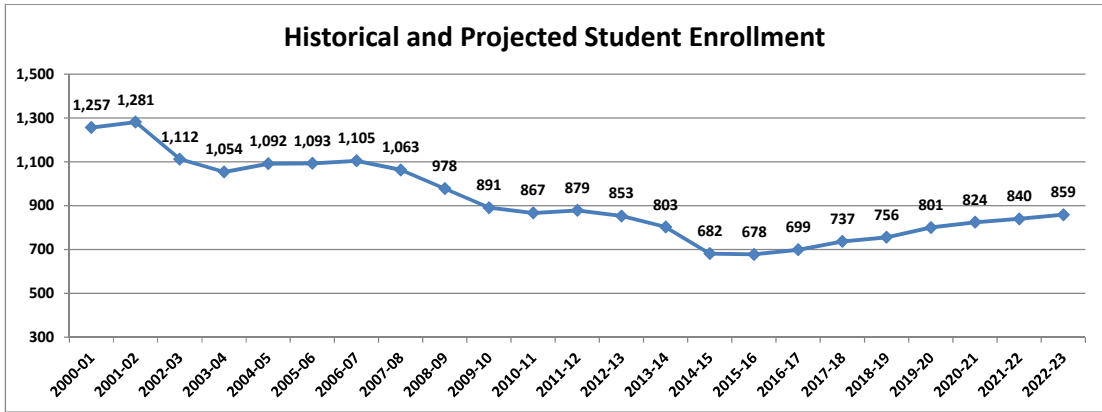
Student Enrollment by Grade Level									
Grade Level	2014-2015	2015-2016	2016-2017	2017-2018	2018-2019	2019-2020	2020-2021	2021-2022	2022-2023
Sixth	288	268	285	270	278	286	295	304	313
Seventh	287	302	275	298	279	287	296	305	314
Eighth	290	303	317	274	306	286	295	304	313
Total by Grade	865	873	877	842	863	860	885	912	939
Students by Program funded through the Florida Education Finance Program									
Basic Education	659	684	679	640	656	654	673	693	714
E.S.O.L.	18	10	15	18	19	19	19	20	20
Students with Disabilities 4-8	176	166	186	185	190	189	195	201	207
ESE Level 4	8	5	4	1	1	1	1	1	1
ESE Level 5	0	0	0	0	0	0	0	0	0
Career Education									
Total Students by Program	861	865	884	845	866	863	888	915	942



The School Board of Sarasota County, Florida
Student Enrollment for the Period 2014-2015 through 2022-2023
McIntosh Middle School

School Principal:	Dr. Harriet Moore	Year School Opened	1961
School Address:	701 South McIntosh Road Sarasota FL 34232	Year Renovated	2006
School Phone	(941) 361-6520	Free / Reduced Lunch Percentage	63.37%
School Web Site	sarasotacountyschools.net/mcintosh	Title One School	No

Student Enrollment by Grade Level									
Grade Level	2014-2015	2015-2016	2016-2017	2017-2018	2018-2019	2019-2020	2020-2021	2021-2022	2022-2023
Sixth	198	230	241	261	264	270	277	283	289
Seventh	223	209	238	227	257	270	272	280	285
Eighth	261	239	220	249	236	261	275	276	284
Total by Grade	682	678	699	737	756	801	824	840	859
Students by Program funded through the Florida Education Finance Program									
Basic Education	496	459	456	506	519	549	566	576	589
E.S.O.L.	9	17	24	30	31	33	34	35	35
Students with Disabilities 4-8	181	202	212	190	195	207	213	217	222
ESE Level 4	0	0	0	0	0	0	0	0	0
ESE Level 5	0	0	0	0	0	0	0	0	0
Career Education						0	0	0	0
Total Students by Program	686	679	692	726	745	789	812	828	846

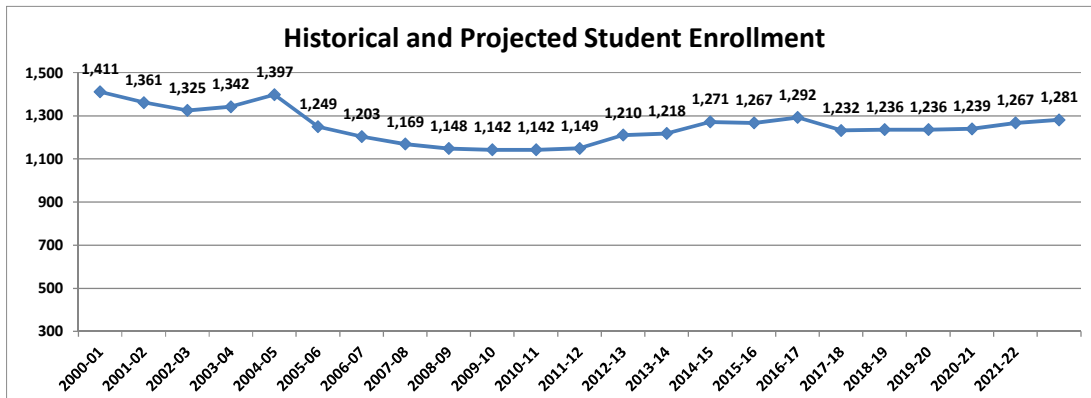


The School Board of Sarasota County, Florida
Student Enrollment for the Period 2014-2015 through 2022-2023
Sarasota Middle School

School Principal: Ms. Janel Dorn
 School Address: 4826 Ashton Road Sarasota, FL 34231
 School Phone: (941) 361-6464
 School Web Site: www.sarasotamiddleschool.com

Year School Opened: 1992
 Year Renovated: N/A
 Free / Reduced Lunch Percentage: 31.77%
 Title One School: No

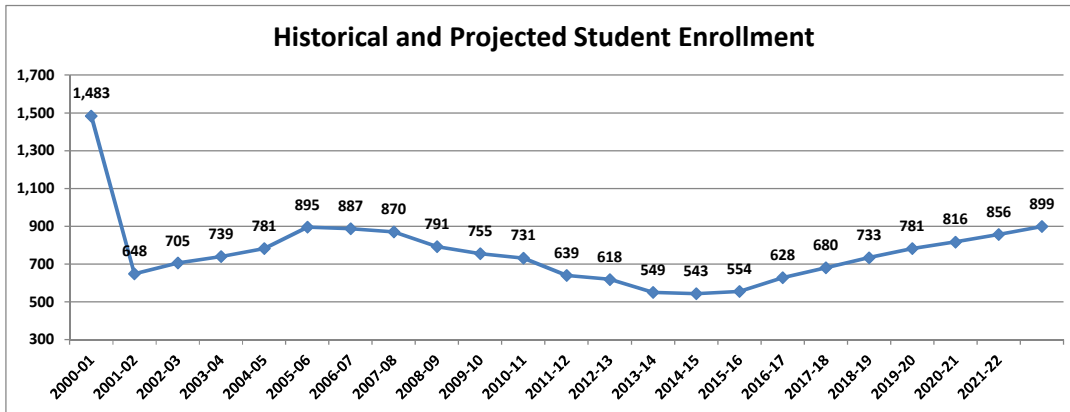
Student Enrollment by Grade Level									
Grade Level	2014-2015	2015-2016	2016-2017	2017-2018	2018-2019	2019-2020	2020-2021	2021-2022	2022-2023
Sixth	422	399	398	390	407	414	417	424	427
Seventh	397	447	420	405	405	408	415	423	426
Eighth	452	421	474	437	424	414	407	419	427
Total by Grade	1,271	1,267	1,292	1,232	1,236	1,236	1,239	1,267	1,281
Students by Program funded through the Florida Education Finance Program									
Basic Education	635	619	637	602	604	604	606	619	626
E.S.O.L.	14	12	15	17	17	17	17	18	18
Students with Disabilities 4-8	626	631	640	606	608	608	610	624	631
ESE Level 4	0	1	0	0	0	0	0	0	0
ESE Level 5	0	1	0	0	0	0	0	0	0
Career Education						0	0	0	0
Total Students by Program	1,275	1,263	1,291	1,226	1,229	1,229	1,233	1,260	1,275



The School Board of Sarasota County, Florida
Student Enrollment for the Period 2014-2015 through 2022-2023
Venice Middle School

School Principal:	Mr. Tomas Dinverno	Year School Opened	1984
School Address:	1900 Center Road Venice, FL 34292	Year Renovated	N/A
School Phone	(941) 486-2100	Free / Reduced Lunch Percentage	49.93%
School Web Site	sarasotacountyschools.net/vms	Title One School	No

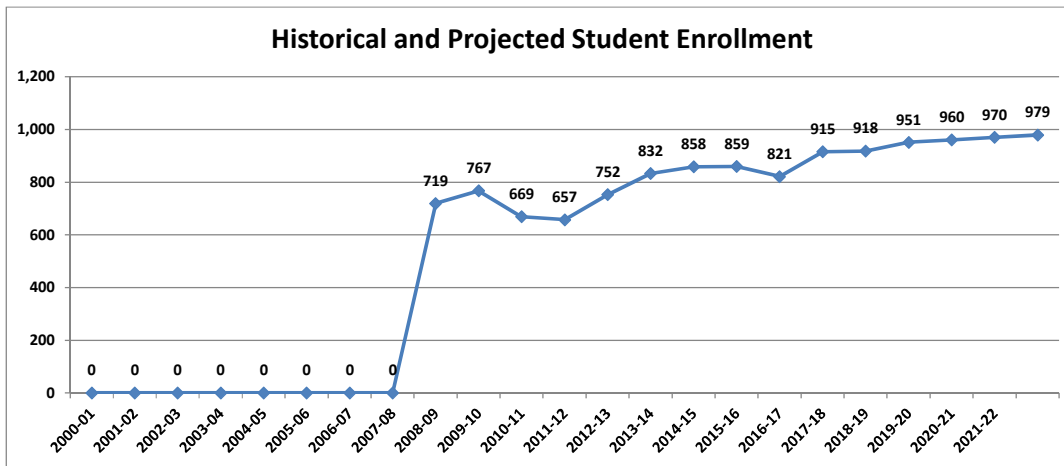
Student Enrollment by Grade Level									
Grade Level	2014-2015	2015-2016	2016-2017	2017-2018	2018-2019	2019-2020	2020-2021	2021-2022	2022-2023
Sixth	174	197	201	230	249	261	273	286	300
Seventh	140	190	221	216	249	259	272	285	299
Eighth	229	167	206	234	235	262	272	286	300
Total by Grade	543	554	628	680	733	781	816	856	899
Students by Program funded through the Florida Education Finance Program									
Basic Education	383	405	464	504	544	579	605	635	667
E.S.O.L.	1	3	9	11	12	12	13	14	14
Students with Disabilities 4-8	163	149	158	166	178	190	199	208	219
ESE Level 4	0	0	0	0	0	0	0	0	0
ESE Level 5	0	0	0	0	0	0	0	0	0
Career Education						0	0	0	0
Total Students by Program	547	557	632	681	734	782	817	857	900



The School Board of Sarasota County, Florida
Student Enrollment for the Period 2014-2015 through 2022-2023
Woodland Middle

School Principal:	Dr. Cindy Hall	Year School Opened	2008
School Address:	2700 Panacea Blvd. North Port FL 34289	Year Renovated	N/A
School Phone	(941) 240-8590	Free / Reduced Lunch Percentage	66.56%
School Web Site	sarasotacountyschools.net/woodland	Title One School	No

Student Enrollment by Grade Level									
Grade Level	2014-2015	2015-2016	2016-2017	2017-2018	2018-2019	2019-2020	2020-2021	2021-2022	2022-2023
Sixth	263	317	266	318	315	319	323	325	327
Seventh	300	268	297	280	315	316	320	323	325
Eighth	295	274	258	317	288	315	317	322	326
Total by Grade	858	859	821	915	918	951	960	970	979
Students by Program funded through the Florida Education Finance Program									
Basic Education	697	666	626	693	695	720	726	734	741
E.S.O.L.	16	15	17	18	18	19	19	19	19
Students with Disabilities 4-8	140	176	184	204	205	212	214	217	219
ESE Level 4	0	0	0	3	3	3	3	3	3
ESE Level 5	1	0	0	0	0	0	0	0	0
Career Education						0	0	0	0
Total Students by Program	854	857	827	918	921	954	962	973	981



This page intentionally left blank

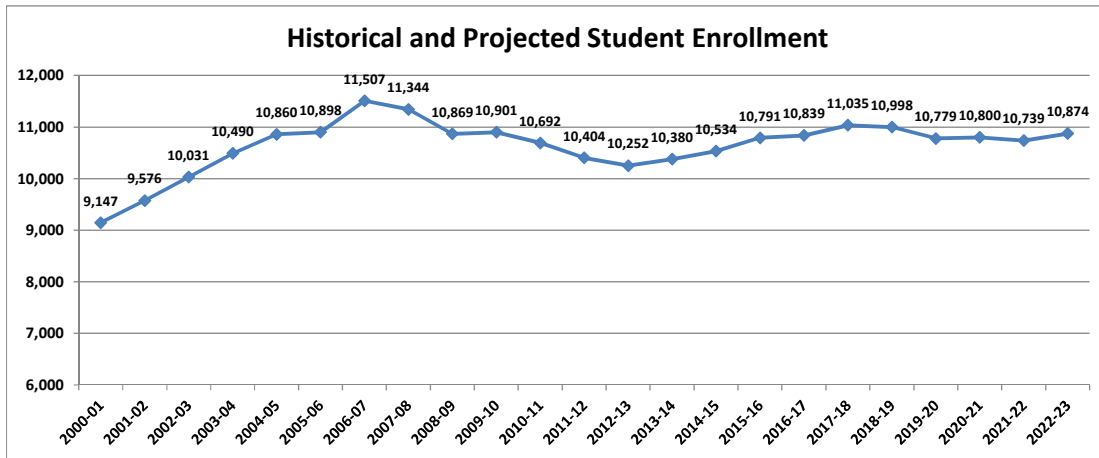
THE SCHOOL BOARD OF SARASOTA COUNTY, FLORIDA



HIGH SCHOOLS

The School Board of Sarasota County, Florida
Student Enrollment for the Period 2014-2015 through 2022-2023
Total of all High Schools

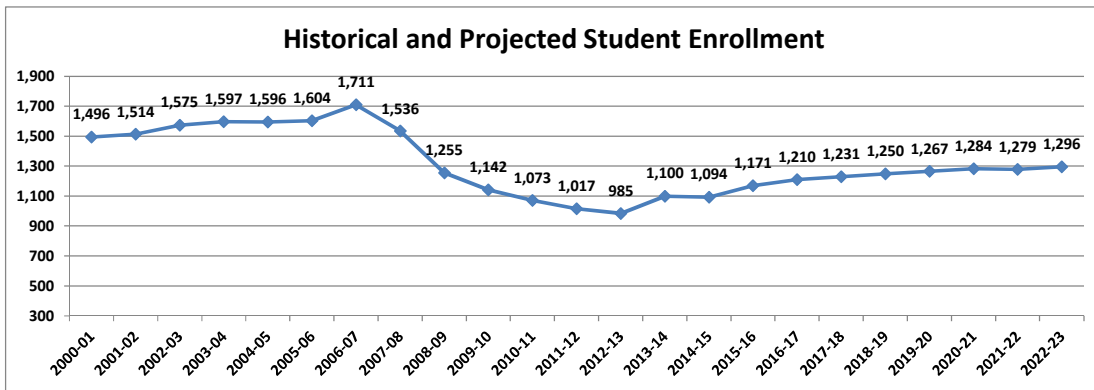
Student Enrollment by Grade Level									
Grade Level	2014-2015	2015-2016	2016-2017	2017-2018	2018-2019	2019-2020	2020-2021	2021-2022	2022-2023
Pre Kindergarten	43	30	31	24	24	24	24	24	24
Ninth	2,838	2,932	2,779	2,907	2,790	2,809	2,856	2,887	2,915
Tenth	2,860	2,809	2,935	2,830	2,898	2,752	2,791	2,817	2,854
Eleventh	2,569	2,685	2,659	2,855	2,670	2,742	2,608	2,636	2,680
Twelfth	2,224	2,335	2,435	2,419	2,616	2,452	2,522	2,375	2,401
Total by Grade	10,534	10,791	10,839	11,035	10,998	10,779	10,800	10,739	10,874
Students by Program funded through the Florida Education Finance Program									
Basic Education	7,681	7,885	7,935	7,900	7,875	7,716	7,731	7,684	7,780
E.S.O.L.	153	165	194	229	228	224	223	221	224
Students with Disabilities K-3	1	0	0	0	0	0	0	0	0
Students with Disabilities 4-8	0	0	0	0	0	0	0	0	0
Students with Disabilities 9-12	1,341	1,320	1,455	1,500	1,493	1,464	1,466	1,459	1,478
ESE Level 4	32	46	30	33	33	32	32	32	32
ESE Level 5	4	4	6	5	5	5	5	5	6
Career Education	635	678	665	661	660	646	649	646	654
Total Students by Program	9,846	10,097	10,286	10,329	10,293	10,087	10,106	10,047	10,174



The School Board of Sarasota County, Florida
Student Enrollment for the Period 2014-2015 through 2022-2023
Booker High School

School Principal:	Dr. Rachel Shelley	Year School Opened	1953
School Address:	3201 N. Orange Avenue Sarasota, FL 34234	Year Renovations to be Finished	2014
School Phone	(941) 355-2967	Free / Reduced Lunch Percentage	72.30%
School Web Site	sarasotacountyschools.net/bhs	Title One School	No

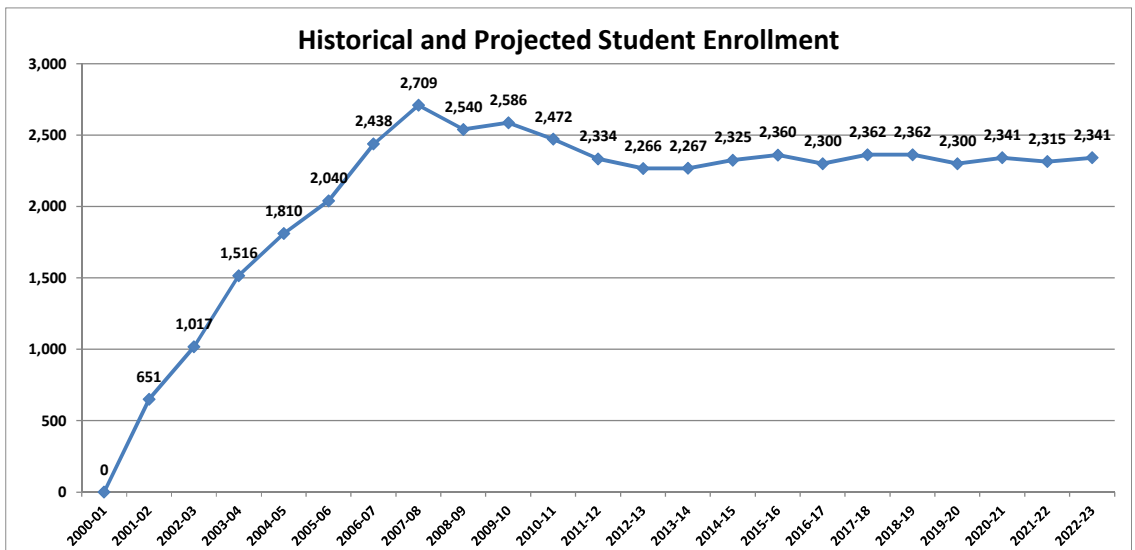
Student Enrollment by Grade Level									
Grade Level	2014-2015	2015-2016	2016-2017	2017-2018	2018-2019	2019-2020	2020-2021	2021-2022	2022-2023
Pre Kindergarten	0	0	0	0	0	0	0	0	0
Ninth	330	338	318	338	342	343	344	352	359
Tenth	316	328	329	327	329	336	337	338	346
Eleventh	232	294	297	325	299	307	308	309	310
Twelfth	216	211	266	241	280	281	295	280	281
Total by Grade	1,094	1,171	1,210	1,231	1,250	1,267	1,284	1,279	1,296
Students by Program funded through the Florida Education Finance Program									
Basic Education	750	853	819	840	853	864	876	872	884
E.S.O.L.	34	34	42	52	53	53	54	54	55
Students with Disabilities K-3	0	0	0	0	0	0	0	0	0
Students with Disabilities 4-8	0	0	0	0	0	0	0	0	0
Students with Disabilities 9-12	191	204	231	211	214	217	220	219	222
ESE Level 4	0	0	0	0	0	0	0	0	0
ESE Level 5	1	0	1	2	2	2	2	2	2
Career Education	46	50	51	51	51	52	53	52	53
Total Students by Program	1,021	1,141	1,144	1,155	1,173	1,189	1,205	1,200	1,216



The School Board of Sarasota County, Florida
Student Enrollment for the Period 2014-2015 through 2022-2023
North Port High School

School Principal:	Mr. Brandon Johnson	Year School Opened	2001
School Address:	6400 W. Price Blvd. North Port, FL 34287	Year Renovated	N/A
School Phone	(941) 423-8558	Free / Reduced Lunch Percentage	65.29%
School Web Site	sarasotacountyschools.net/nphs	Title One School	No

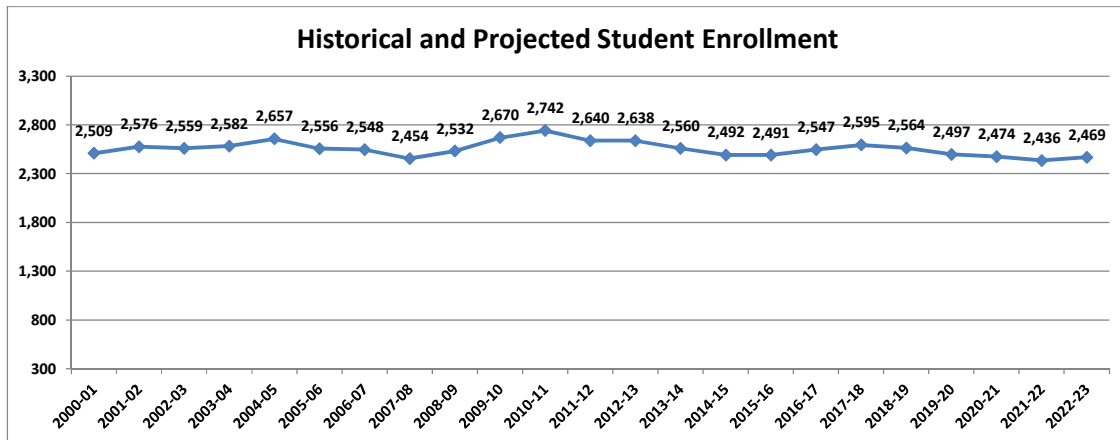
Student Enrollment by Grade Level									
Grade Level	2014-2015	2015-2016	2016-2017	2017-2018	2018-2019	2019-2020	2020-2021	2021-2022	2022-2023
Pre Kindergarten	11	11	5	4	4	4	4	4	4
Ninth	639	648	595	638	610	614	629	622	624
Tenth	596	610	626	588	605	577	601	595	593
Eleventh	557	546	560	608	547	573	556	568	582
Twelfth	522	545	514	524	596	532	551	525	538
Total by Grade	2,325	2,360	2,300	2,362	2,362	2,300	2,341	2,315	2,341
Students by Program funded through the Florida Education Finance Program									
Basic Education	1,681	1,711	1,681	1,705	1,705	1,660	1,690	1,671	1,690
E.S.O.L.	26	35	36	38	38	37	38	37	38
Students with Disabilities K-3	0	0	0	0	0	0	0	0	0
Students with Disabilities 4-8	0	0	0	0	0	0	0	0	0
Students with Disabilities 9-12	280	307	297	302	302	294	300	296	300
ESE Level 4	11	30	19	20	20	20	20	20	20
ESE Level 5	0	0	2	0	0	0	0	0	0
Career Education	191	161	163	157	157	153	156	154	156
Total Students by Program	2,189	2,244	2,197	2,224	2,224	2,165	2,204	2,179	2,204



The School Board of Sarasota County, Florida
Student Enrollment for the Period 2014-2015 through 2022-2023
Riverview High School

School Principal:	Ms. Erin del Castillo	Year School Opened	1957
School Address:	One Ram Way Sarasota, FL 34231	Year Renovated	2009
School Phone	(941) 923-1484	Free / Reduced Lunch Percentage	39.29%
School Web Site	sarasotacountyschools.net/schools/riverview	Title One School	No

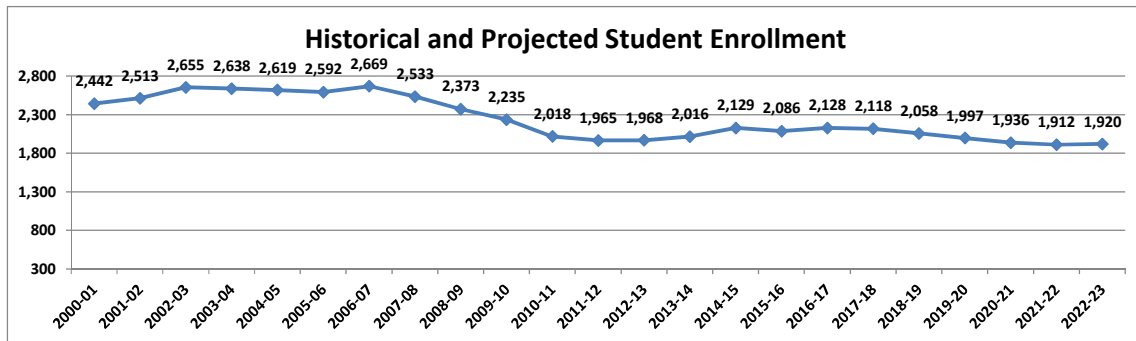
Student Enrollment by Grade Level									
Grade Level	2014-2015	2015-2016	2016-2017	2017-2018	2018-2019	2019-2020	2020-2021	2021-2022	2022-2023
Pre Kindergarten	32	19	26	20	20	20	20	20	20
Ninth	612	650	629	668	599	608	616	624	632
Tenth	674	617	682	655	688	617	625	634	642
Eleventh	615	651	607	677	638	670	601	609	618
Twelfth	559	554	603	575	619	583	612	549	557
Total by Grade	2,492	2,491	2,547	2,595	2,564	2,497	2,474	2,436	2,469
Students by Program funded through the Florida Education Finance Program									
Basic Education	1,989	2,024	2,035	2,044	2,019	1,967	1,949	1,919	1,945
E.S.O.L.	35	41	46	58	57	56	55	54	55
Students with Disabilities K-3	1	0	0	0	0	0	0	0	0
Students with Disabilities 4-8	0	0	0	0	0	0	0	0	0
Students with Disabilities 9-12	222	244	242	252	249	243	240	237	240
ESE Level 4	16	12	8	11	11	11	11	10	11
ESE Level 5	0	1	2	2	2	1	1	1	1
Career Education	86	120	116	106	104	102	101	99	100
Total Students by Program	2,349	2,443	2,450	2,472	2,442	2,379	2,357	2,321	2,352



The School Board of Sarasota County, Florida
Student Enrollment for the Period 2014-2015 through 2022-2023
Sarasota High School

School Principal:	Mr. David Jones	Year School Opened	1926
School Address:	2155 Bahia Vista Street, Sarasota 34239	Year Renovated	2003
School Phone	(941) 955-0181	Free / Reduced Lunch Percentage	50.89%
School Web Site	sarasotacountyschools.net/shs	Title One School	No

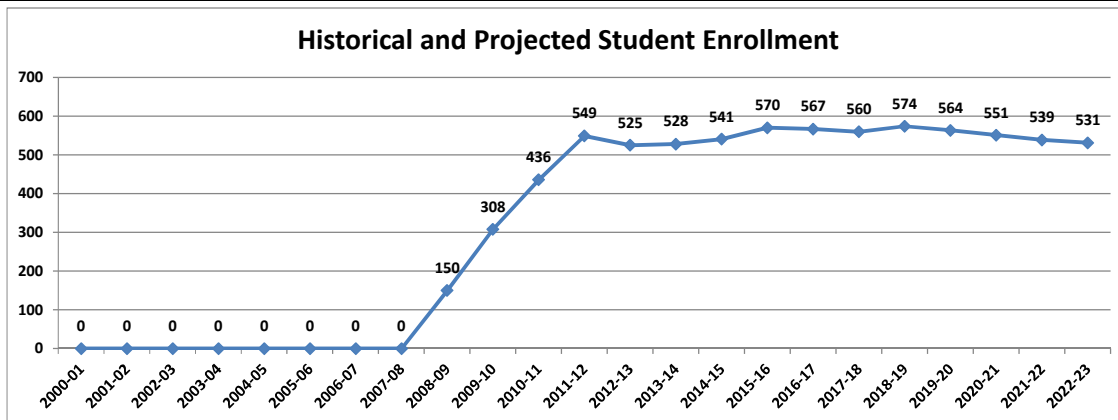
Student Enrollment by Grade Level									
Grade Level	2014-2015	2015-2016	2016-2017	2017-2018	2018-2019	2019-2020	2020-2021	2021-2022	2022-2023
Pre Kindergarten	0	0	0	0	0	0	0	0	0
Ninth	556	548	575	565	518	516	523	530	526
Tenth	634	543	551	591	560	514	511	518	525
Eleventh	528	559	512	519	538	509	467	465	472
Twelfth	411	436	490	443	442	458	434	398	396
Total by Grade	2,129	2,086	2,128	2,118	2,058	1,997	1,936	1,912	1,920
Students by Program funded through the Florida Education Finance Program									
Basic Education	1,436	1,354	1,491	1,393	1,354	1,313	1,273	1,257	1,263
E.S.O.L.	49	47	61	64	62	61	59	58	58
Students with Disabilities K-3	0	0	0	0	0	0	0	0	0
Students with Disabilities 4-8	0	0	0	0	0	0	0	0	0
Students with Disabilities 9-12	389	265	331	410	398	386	374	370	371
ESE Level 4	3	2	2	1	1	1	1	1	1
ESE Level 5	1	2	1	1	1	1	1	1	1
Career Education	118	125	133	120	117	113	110	108	109
Total Students by Program	1,995	1,795	2,019	1,989	1,933	1,876	1,818	1,795	1,803



The School Board of Sarasota County, Florida
Student Enrollment for the Period 2014-2015 through 2022-2023
Suncoast Polytechnical High School

School Principal:	Dr. Ron DiPillo	Year School Opened	2008
School Address:	4650 Beneva Road Sarasota, FL 34233	Year Renovated	N/A
School Phone	(941)921-3981	Free / Reduced Lunch Percentage	42.58%
School Web Site	sarasotacountyschools.net/sphs	Title One School	No

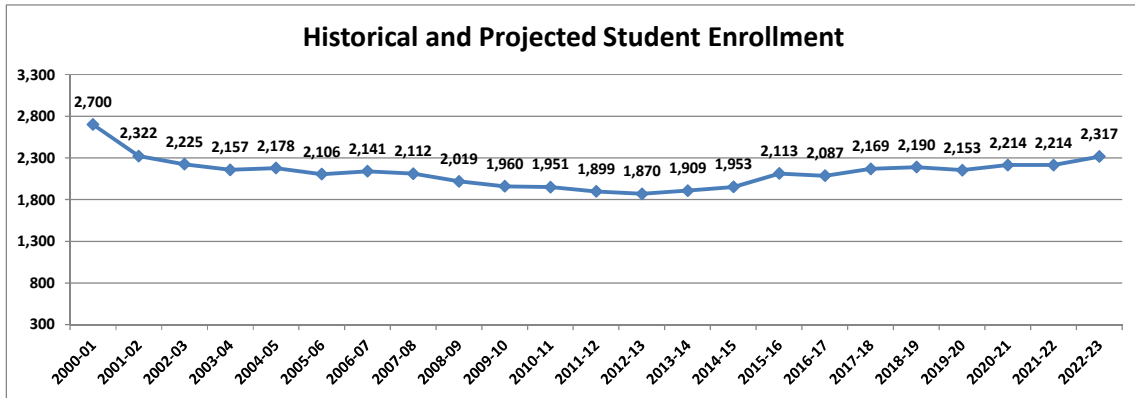
Student Enrollment by Grade Level									
Grade Level	2014-2015	2015-2016	2016-2017	2017-2018	2018-2019	2019-2020	2020-2021	2021-2022	2022-2023
Pre Kindergarten	0	0	0	0	0	0			
Ninth	152	169	155	144	155	146	146	146	146
Tenth	131	143	164	150	150	146	138	137	137
Eleventh	142	136	130	140	143	143	139	131	131
Twelfth	116	122	118	126	126	128	129	125	118
Total by Grade	541	570	567	560	574	564	551	539	531
Students by Program funded through the Florida Education Finance Program									
Basic Education	377	435	447	424	435	427	417	408	402
E.S.O.L.	0	0	0	0	0	0	0	0	0
Students with Disabilities K-3	0	0	0	0	0	0	0	0	0
Students with Disabilities 4-8	0	0	0	0	0	0	0	0	0
Students with Disabilities 9-12	36	35	31	23	23	23	22	22	21
ESE Level 4	0	0	0	0	0	0	0	0	0
ESE Level 5	0	0	0	0	0	0	0	0	0
Career Education	43	48	37	60	62	61	59	58	57
Total Students by Program	457	518	516	507	520	510	499	488	481



The School Board of Sarasota County, Florida
Student Enrollment for the Period 2014-2015 through 2022-2023
Venice High

School Principal:	Mr. Eric Jackson	Year School Opened	1955
School Address:	1 Indian Avenue Venice FL 34285	Year Renovated	2014
School Phone	(941) 488-6726	Free / Reduced Lunch Percentage	37.11%
School Web Site	sarasotacountyschools.net/schools/venicehigh	Title One School	No

Student Enrollment by Grade Level									
Grade Level	2014-2015	2015-2016	2016-2017	2017-2018	2018-2019	2019-2020	2020-2021	2021-2022	2022-2023
Pre Kindergarten	0	0	0	0	0	0	0	0	0
Ninth	549	579	507	554	566	582	598	613	628
Tenth	509	568	583	519	566	563	579	595	610
Eleventh	495	499	553	586	505	540	537	552	567
Twelfth	400	467	444	510	553	468	500	498	512
Total by Grade	1,953	2,113	2,087	2,169	2,190	2,153	2,214	2,258	2,317
Students by Program funded through the Florida Education Finance Program									
Basic Education	1,448	1,509	1,461	1,495	1,509	1,484	1,526	1,556	1,597
E.S.O.L.	10	8	10	17	17	17	17	18	18
Students with Disabilities K-3	0	0	0	0	0	0	0	0	0
Students with Disabilities 4-8	0	0	0	0	0	0	0	0	0
Students with Disabilities 9-12	224	264	323	303	306	301	309	315	324
ESE Level 4	2	1	1	0	0	0	0	0	0
ESE Level 5	1	1	1	1	1	1	1	1	1
Career Education	152	174	165	167	169	166	170	174	178
Total Students by Program	1,836	1,957	1,961	1,982	2,002	1,968	2,024	2,064	2,118



THE SCHOOL BOARD OF SARASOTA COUNTY, FLORIDA

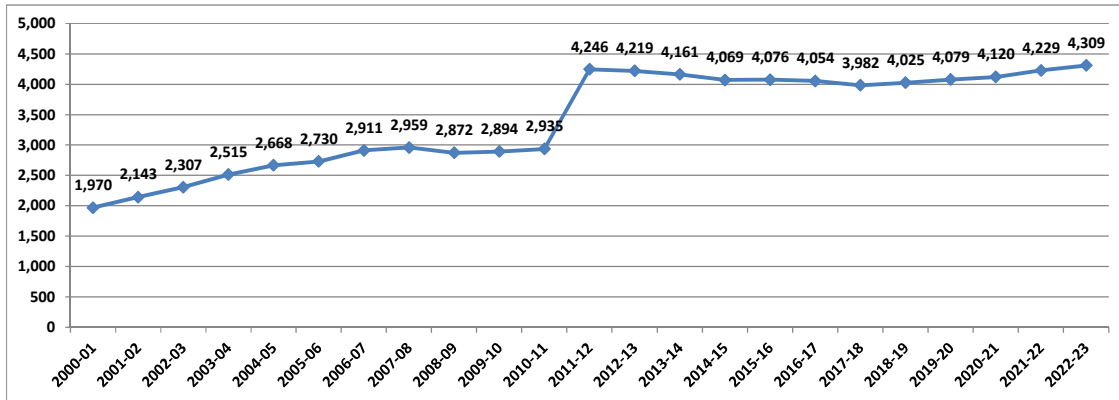


OTHER SCHOOLS

**The School Board of Sarasota County, Florida
Student Enrollment for the Period 2014-2015 through 2022-2023
Total of Other Schools**

Student Enrollment by Grade Level

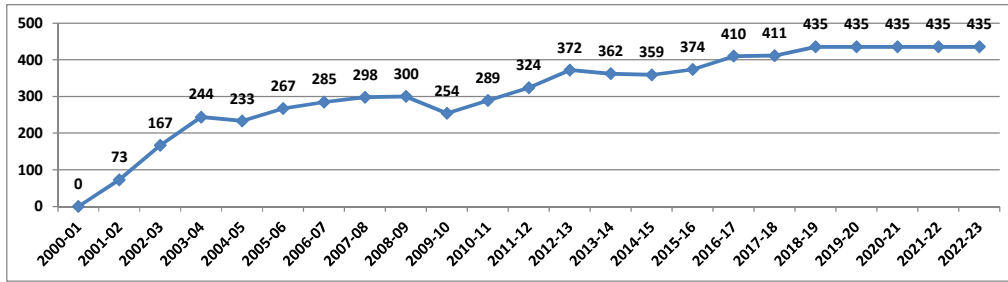
Grade Level	2014-2015	2015-2016	2016-2017	2017-2018	2018-2019	2019-2020	2020-2021	2021-2022	2022-2023
PreKindergarten	59	76	75	81	81	81	81	81	81
Kindergarten	102	111	126	115	124	127	131	135	135
First	141	125	139	148	137	142	145	145	150
Second	223	245	207	222	265	294	310	322	334
Third	310	271	299	282	285	300	338	358	374
Fourth	302	333	302	300	308	338	361	408	431
Fifth	351	352	358	322	338	286	320	344	393
Sixth	486	495	418	441	415	477	389	448	472
Seventh	429	497	489	431	456	431	497	407	468
Eighth	467	443	489	510	439	446	421	488	393
Ninth	284	306	284	311	318	291	276	276	307
Tenth	278	237	273	259	271	271	247	231	229
Eleventh	260	278	249	249	254	265	265	244	227
Twelfth	377	307	346	311	333	327	341	341	314
Total by Grade	4,069	4,076	4,054	3,982	4,025	4,079	4,120	4,229	4,309
Students by Program funded through the Florida Education Finance Program									
Basic Education	817	883	942	1,055	1,079	1,119	1,131	1,177	1,180
E.S.O.L.	17	17	24	24	25	25	25	26	25
Students with Disabilities k-3	417	409	400	419	423	427	430	439	448
Students with Disabilities 4-8	1,366	1,427	1,347	1,310	1,310	1,322	1,340	1,376	1,420
Students with Disabilities 9-12	945	921	889	895	892	902	922	951	994
ESE Level 4	346	313	336	337	350	352	354	356	358
ESE Level 5	53	47	39	60	37	37	37	37	37
Career Education	0	1	1	4	4	4	5	5	6
Total Students by Program	3,962	4,018	3,979	4,104	4,120	4,188	4,244	4,368	4,468



The School Board of Sarasota County, Florida
Student Enrollment for the Period 2014-2015 through 2022-2023
S C H O O L : ESE Vouchers Private Schools
(John McKay Scholarships)

Students must have been in a public school one year before being able to apply for an exceptional education voucher to attend a private school of their choice.

Student Enrollment by Grade Level									
Grade Level	2014-2015	2015-2016	2016-2017	2017-2018	2018-2019	2019-2020	2020-2021	2021-2022	2022-2023
PreKindergarten	2	0	0	0	0	0	0	0	0
Kindergarten	11	11	9	11	11	11	11	11	11
First	8	16	14	11	14	14	14	14	14
Second	25	14	20	20	26	26	26	26	26
Third	17	29	22	41	29	29	29	29	29
Fourth	25	29	43	9	49	49	49	49	49
Fifth	28	30	38	49	10	10	10	10	10
Sixth	43	41	34	52	63	63	63	63	63
Seventh	46	44	40	30	53	53	53	53	53
Eighth	27	46	46	45	29	29	29	29	29
Ninth	31	33	49	45	45	45	45	45	45
Tenth	29	24	30	44	38	38	38	38	38
Eleventh	32	27	30	22	42	42	42	42	42
Twelfth	35	30	35	32	25	25	25	25	25
Total by Grade	359	374	410	411	435	435	435	435	435
Students by Program funded through the Florida Education Finance Program									
Basic Education	50	41	52	61	65	65	65	65	65
E.S.O.L.	0	0	0	0	0	0	0	0	0
Students with Disabilities k-3	43	45	48	66	69	69	69	69	69
Students with Disabilities 4-8	113	144	142	134	141	141	141	141	141
Students with Disabilities 9-12	85	79	96	97	103	103	103	103	103
ESE Level 4	46	50	53	54	57	57	57	57	57
ESE Level 5	3	3	5	30	5	5	5	5	5
Career Education	0	0	0	0	0	0	0	0	0
Total Students by Program	341	362	394	441	441	441	441	441	441

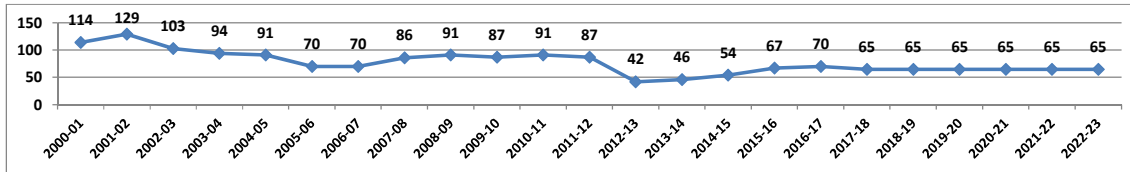


The School Board of Sarasota County, Florida
Student Enrollment for the Period 2014-2015 through 2022-2023
ESE Special Programs

School Principal: Ms. Sonia Figaredo-Alberts
 School Address: 1960 Landings Blvd. Sarasota, FL 34231
 School Phone: (941) 927-9000
 School Web Site: sarasotacountyschools

Exceptional Education Programs services are provided through contracted services.
 Free / Reduced Lunch Percentage: N/A
 Title One School: No

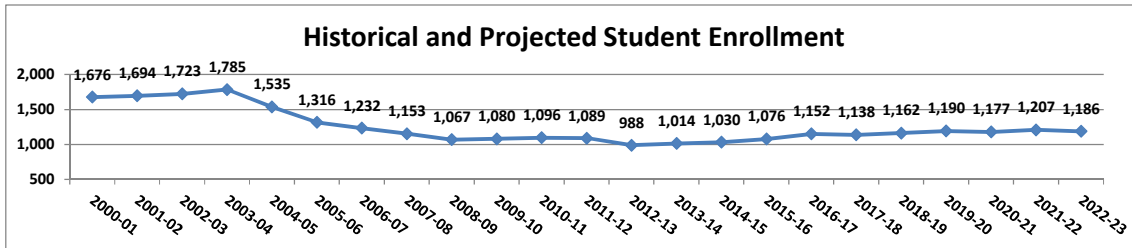
Student Enrollment by Grade Level									
Grade Level	2014-2015	2015-2016	2016-2017	2017-2018	2018-2019	2019-2020	2020-2021	2021-2022	2022-2023
PreKindergarten	47	62	63	60	60	60	60	60	60
Kindergarten	0	0	0	0	0	0	0	0	0
First	0	0	0	0	0	0	0	0	0
Second	0	0	0	0	0	0	0	0	0
Third	0	0	0	0	0	0	0	0	0
Fourth	0	0	0	0	0	0	0	0	0
Fifth	0	0	0	0	0	0	0	0	0
Sixth	1	0	0	0	0	0	0	0	0
Seventh	0	0	0	0	0	0	0	0	0
Eighth	0	0	0	0	0	0	0	0	0
Ninth	0	2	2	1	1	1	1	1	1
Tenth	1	1	3	0	0	0	0	0	0
Eleventh	0	1	0	2	2	2	2	2	2
Twelfth	5	1	2	2	2	2	2	2	2
Total by Grade	54	67	70	65	65	65	65	65	65
Students by Program funded through the Florida Education Finance Program									
Basic Education	0	1	0	0	0	0	0	0	0
E.S.O.L.	0	0	0	0	0	0	0	0	0
Students with Disabilities k-3	43	40	36	42	42	42	42	42	42
Students with Disabilities 4-8	0	0	0	0	0	0	0	0	0
Students with Disabilities 9-12	9	0	0	0	0	0	0	0	0
ESE Level 4	3	1	6	6	6	6	6	6	6
ESE Level 5	0	0	0	1	1	1	1	1	1
Career Education	0	0	0	0	0	0	0	0	0
Total Students by Program	56	43	42	49	49	49	49	49	49



The School Board of Sarasota County, Florida
Student Enrollment for the Period 2014-2015 through 2022-2023
Laurel Nokomis School

School Principal:	Mr. Raymond Wilson	Year School Opened	1993
School Address:	1900 East Laurel Rd. Nokomis, FL 34275	Year Renovated	N/A
School Phone	(941) 486-2171	Free / Reduced Lunch Percentage	42.64%
School Web Site	sarasotacountyschools.net/LNS	Title One School	No

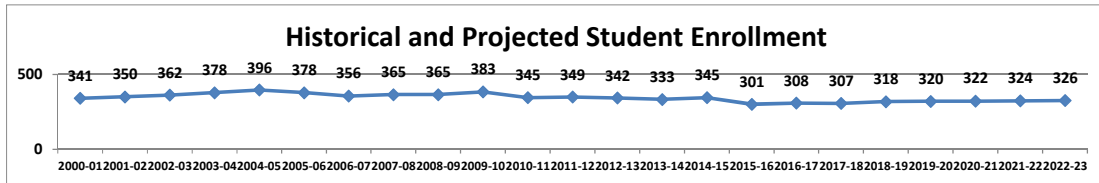
Student Enrollment by Grade Level									
Grade Level	2014-2015	2015-2016	2016-2017	2017-2018	2018-2019	2019-2020	2020-2021	2021-2022	2022-2023
PreKindergarten	10	13	12	21	21	21	21	21	21
Kindergarten	87	98	105	98	106	111	114	118	118
First	118	94	116	110	110	115	119	119	123
Second	84	115	104	113	112	113	117	121	121
Third	120	95	132	118	129	120	119	124	129
Fourth	92	110	102	120	115	126	117	116	121
Fifth	115	111	131	106	136	124	136	127	121
Sixth	137	150	137	153	129	161	126	156	134
Seventh	132	150	156	138	160	135	168	132	164
Eighth	135	140	157	161	142	165	139	173	134
Ninth									
Tenth									
Eleventh									
Twelfth									
Total by Grade	1,030	1,076	1,152	1,138	1,162	1,190	1,177	1,207	1,186
Students by Program funded through the Florida Education Finance Program									
Basic Education	700	759	804	811	828	848	839	860	845
E.S.O.L.	17	17	24	24	25	25	25	26	25
Students with Disabilities k-3	96	91	98	102	104	107	106	108	106
Students with Disabilities 4-8	197	201	217	195	199	204	202	207	203
Students with Disabilities 9-12	0	0	0	0	0	0	0	0	0
ESE Level 4	8	6	8	13	13	14	13	14	14
ESE Level 5	1	0	0	0	0	0	0	0	0
Career Education	0	0	0	0	0	0	0	0	0
Total Students by Program	1,018	1,075	1,150	1,145	1,169	1,198	1,185	1,215	1,193



The School Board of Sarasota County, Florida
Student Enrollment for the Period 2014-2015 through 2022-2023
Oak Park

School Principal:	Ms. Jamie Lowicz	Year School Opened	1993
School Address:	7285 Proctor Road Sarasota, FL	Year Renovated	2007
School Phone	(941) 361-6428	Free / Reduced Lunch Percentage	76.56%
School Web Site	sarasotacountyschools.net/schools/oakpark	Title One School	No

Student Enrollment by Grade Level									
Grade Level	2014-2015	2015-2016	2016-2017	2017-2018	2018-2019	2019-2020	2020-2021	2021-2022	2022-2023
PreKindergarten	0	1	0	0	0	0	0	0	0
Kindergarten	3	2	10	5	5	5	5	5	5
First	9	10	6	21	6	6	6	6	6
Second	13	9	16	8	22	22	22	22	22
Third	25	12	15	21	9	9	9	9	9
Fourth	20	24	13	12	22	22	22	22	22
Fifth	22	24	26	11	13	13	13	13	13
Sixth	36	22	22	25	12	12	12	12	12
Seventh	24	34	29	29	25	25	25	25	25
Eighth	30	23	31	29	29	29	29	29	29
Ninth	21	22	16	22	29	29	29	29	29
Tenth	21	21	21	15	22	22	22	22	22
Eleventh	19	20	20	24	15	15	15	15	15
Twelfth	102	77	83	85	109	111	113	115	117
Total by Grade	345	301	308	307	318	320	322	324	326
Students by Program funded through the Florida Education Finance Program									
Basic Education	0	0	0	0	0	0	0	0	0
E.S.O.L.	0	0	0	0	0	0	0	0	0
Students with Disabilities k-3	2	1	0	0	0	0	0	0	0
Students with Disabilities 4-8	4	1	2	1	1	1	1	1	1
Students with Disabilities 9-12	4	2	0	0	0	0	0	0	0
ESE Level 4	289	256	270	264	274	276	277	279	281
ESE Level 5	48	44	34	30	31	31	31	31	32
Career Education	0	0	0	0	0	0	0	0	0
Total Students by Program	347	304	305	295	306	308	310	312	314

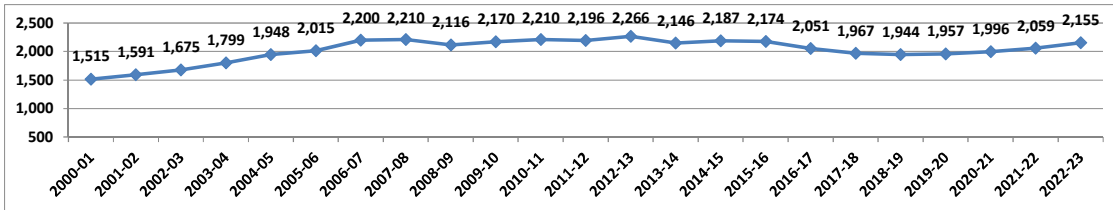


The School Board of Sarasota County, Florida
Student Enrollment for the Period 2014-2015 through 2022-2023
Pine View

School Principal: Dr. Stephen Covert
 School Address: 1 Python Path Osprey, FL 34229
 School Phone: (941) 486-2001
 School Web Site: sarasotacountyschools.net/pvs

Year School Opened: 1972
 Year Renovated: 1993 & 2017
 Free / Reduced Lunch Percentage: 15.07%
 Title One School: No

Student Enrollment by Grade Level									
Grade Level	2014-2015	2015-2016	2016-2017	2017-2018	2018-2019	2019-2020	2020-2021	2021-2022	2022-2023
PreKindergarten	0	0	0	0	0	0			
Kindergarten	0	0	0	0	0	0			
First	0	0	0	0	0	0			
Second	96	103	64	78	100	128	138	149	160
Third	140	131	127	100	115	138	176	190	204
Fourth	157	164	142	154	120	139	166	212	228
Fifth	177	180	161	149	171	134	154	184	235
Sixth	257	271	221	202	201	231	181	208	249
Seventh	211	255	260	220	206	205	235	184	212
Eighth	259	218	250	259	219	205	204	234	183
Ninth	228	244	206	226	224	189	177	176	202
Tenth	223	189	213	195	207	204	173	161	161
Eleventh	205	224	190	197	189	200	198	167	156
Twelfth	234	195	217	187	193	185	195	193	163
Total by Grade	2,187	2,174	2,051	1,967	1,944	1,957	1,996	2,059	2,155
Students by Program funded through the Florida Education Finance Program									
Basic Education	1	0	1	0	0	0	0	0	0
E.S.O.L.	0	0	0	0	0	0	0	0	0
Students with Disabilities k-3	235	232	220	209	207	208	213	219	229
Students with Disabilities 4-8	1,050	1,080	985	977	966	972	992	1,023	1,070
Students with Disabilities 9-12	832	829	780	750	742	747	762	785	822
ESE Level 4	0	0	0	0	0	0	0	0	0
ESE Level 5	0	0	0	0	0	0	0	0	0
Career Education	0	0	0	0	0	0	0	0	0
Total Students by Program	2,118	2,141	1,986	1,937	1,915	1,927	1,966	2,027	2,122

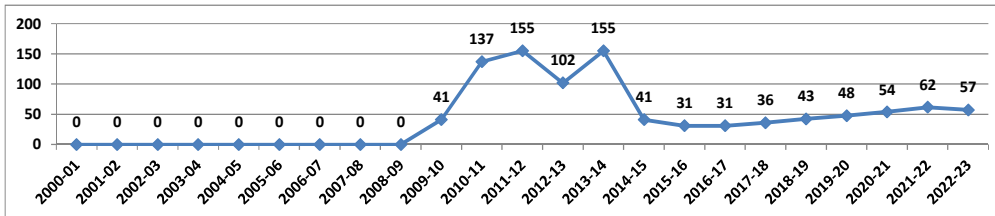


The School Board of Sarasota County, Florida
Student Enrollment for the Period 2014-2015 through 2022-2023
Virtual School Students being served by contracted providers
(Cost Center 7001)

2009

The district virtual school was legislatively mandated. The school district contracts this service with an online provider approved by the Florida Department of Education.

Student Enrollment by Grade Level										
	2014-2015	2015-2016	2016-2017	2017-2018	2018-2019	2019-2020	2020-2021	2021-2022	2022-2023	
PreKindergarten	0	0	0	0	0	0	0	0	0	
Kindergarten	1	0	0	1	1	0	0	0	0	
First	3	2	2	1	2	2	0	0	0	
Second	3	2	2	0	1	2	3	0	0	
Third	6	2	2	0	0	2	3	3	0	
Fourth	3	1	1	3	0	0	4	6	8	
Fifth	3	1	1	2	3	0	0	4	6	
Sixth	2	1	1	3	3	4	0	0	5	
Seventh	4	2	2	4	3	2	3	0	0	
Eighth	3	3	3	4	9	6	5	7	0	
Ninth	4	5	5	4	6	12	8	7	11	
Tenth	4	2	2	5	4	6	14	9	8	
Eleventh	4	6	6	4	7	6	9	18	12	
Twelfth	1	4	4	5	4	5	6	6	7	
Total by Grade	41	31	31	36	43	48	54	62	57	
Students by Program funded through the Florida Education Finance Program										
Basic Education	25	22	23	24	28	32	36	41	38	
E.S.O.L.	0	0	0	0	0	0	0	0	0	
Students with Disabilities k-3	0	0	0	0	0	0	0	0	0	
Students with Disabilities 4-8	1	0	1	1	1	1	1	2	1	
Students with Disabilities 9-12	0	0	0	1	1	1	1	1	1	
ESE Level 4	0	0	0	0	0	0	0	0	0	
ESE Level 5	0	0	0	0	0	0	0	0	0	
Career Education	0	1	1	1	1	1	1	1	1	
Total Students by Program	26	23	25	27	31	35	40	46	42	

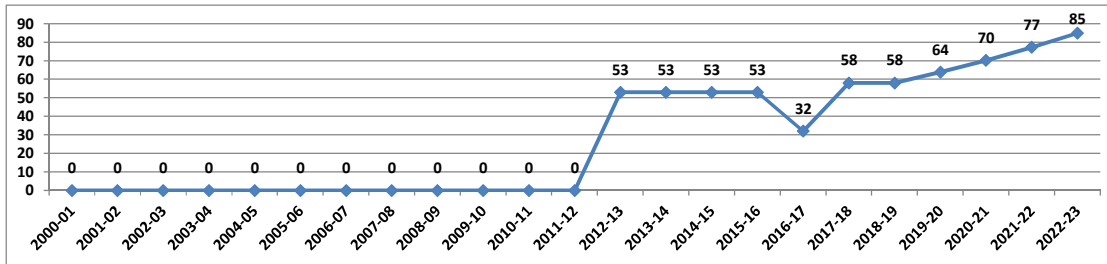


The School Board of Sarasota County, Florida
Student Enrollment for the Period 2014-2015 through 2022-2023
Virtual School Students being served by Sarasota County School Staff
(Cost Center 7004)

2012

The district virtual school was legislatively mandated. The school district uses its own teachers to administer the program

Student Enrollment by Grade Level									
	2014-2015	2015-2016	2016-2017	2017-2018	2018-2019	2019-2020	2020-2021	2021-2022	2022-2023
PreKindergarten	0	0	0	0	0	0	0	0	0
Kindergarten	0	0	2	0	0	0	0	0	0
First	3	3	1	5	5	6	6	7	7
Second	2	2	1	3	3	3	4	4	4
Third	2	2	1	2	2	2	2	3	3
Fourth	5	5	1	2	2	2	2	3	3
Fifth	6	6	1	5	5	6	6	7	7
Sixth	10	10	3	6	6	7	7	8	9
Seventh	12	12	2	10	10	11	12	13	15
Eighth	13	13	2	12	12	13	15	16	18
Ninth	0	0	6	13	13	14	16	17	19
Tenth	0	0	4	0	0	0	0	0	0
Eleventh	0	0	3	0	0	0	0	0	0
Twelfth	0	0	5	0	0	0	0	0	0
Total by Grade	53	53	32	58	58	64	70	77	85
Students by Program funded through the Florida Education Finance Program									
Basic Education	41	60	63	158	158	174	192	211	232
E.S.O.L.	0	0	0	0	0	0	0	0	0
Students with Disabilities k-3	0	0	0	0	0	0	0	0	0
Students with Disabilities 4-8	1	0	1	2	2	2	2	2	3
Students with Disabilities 9-12	14	10	13	46	46	51	56	62	68
ESE Level 4	0	0	0	0	0	0	0	0	0
ESE Level 5	0	0	0	0	0	0	0	0	0
Career Education	0	0	0	3	3	3	4	4	4
Total Students by Program	56	70	76	210	210	230	253	279	307



This page intentionally left blank

THE SCHOOL BOARD OF SARASOTA COUNTY, FLORIDA



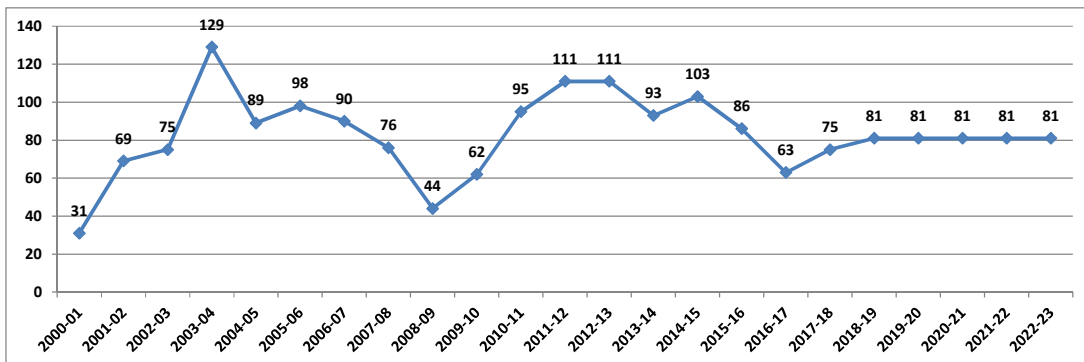
ALTERNATIVE SCHOOLS

This page intentionally left blank

The School Board of Sarasota County, Florida
Student Enrollment for the Period 2014-2015 through 2022-2023
T.R.I.A.D. - Alternative School

School Principal:	Ms. Melanie Ritter	Year School Opened	1996
School Address:	4430 Beneva Road Sarasota, FL 34233	Contracted Program in School District Facility	
School Phone	(941) 361-6752	Free / Reduced Lunch Percentage	84.15%
School Web Site	Sarasota-YMCA.org/socialservices/TRIAD	Title One School	Yes

Student Enrollment by Grade Level									
Grade Level	2014-2015	2015-2016	2016-2017	2017-2018	2018-2019	2019-2020	2020-2021	2021-2022	2022-2023
Sixth	4	0	2	0	0	0	0	0	0
Seventh	9	10	13	10	10	10	10	10	10
Eighth	15	21	10	16	16	16	16	16	16
Ninth	37	16	12	17	17	17	17	17	17
Tenth	23	21	14	22	23	23	23	23	23
Eleventh	9	10	8	8	9	9	9	9	9
Twelfth	6	8	4	2	6	6	6	6	6
Total by Grade	103	86	63	75	81	81	81	81	81
Students by Program funded through the Florida Education Finance Program									
Basic Education	80	55	42	56	60	60	60	60	60
E.S.O.L.	0	0	0	1	1	1	1	1	1
Students with Disabilities k-3	0	0	0	0	0	0	0	0	0
Students with Disabilities 4-8	12	11	11	10	10	10	10	10	10
Students with Disabilities 9-12	17	16	8	9	10	10	10	10	10
ESE Level 4	1	1	0	0	0	0	0	0	0
ESE Level 5	0	0	0	0	0	0	0	0	0
Career Education	0	0	0	0	0	0	0	0	0
Total Students by Program	110	83	61	75	81	81	81	81	81

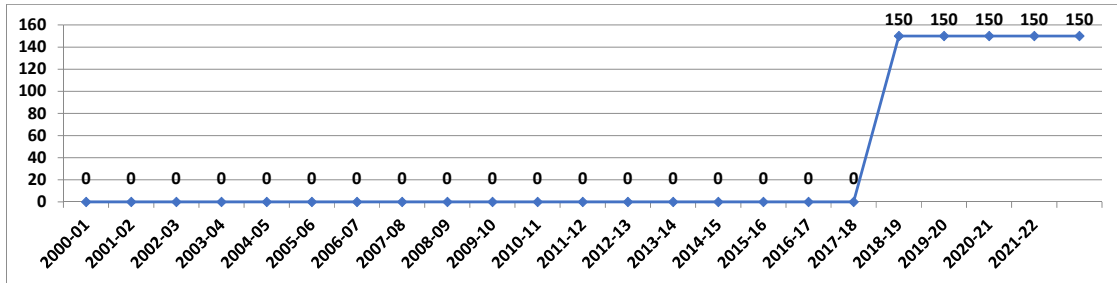


The School Board of Sarasota County, Florida
Student Enrollment for the Period 2014-2015 through 2022-2023
Acceleration Academies

School Principal:	Mrs. Mundi Wortham	Year School Opened	2019
School Address:	935 N. Beneva Road, Suite 301, Sarasota, Fl. 34237	Year Renovated	N/A
School Phone	941-315-2122	Free / Reduced Lunch Percentage	N/A
School Web Site	accelerationacademies.org	Title One School	No

Student Enrollment by Grade Level									
	2014-2015	2015-2016	2016-2017	2017-2018	2018-2019	2019-2020	2020-2021	2021-2022	2022-2023
PreKindergarten					0	0	0	0	0
Kindergarten					0	0	0	0	0
First					0	0	0	0	0
Second					0	0	0	0	0
Third					0	0	0	0	0
Fourth					0	0	0	0	0
Fifth					0	0	0	0	0
Sixth					0	0	0	0	0
Seventh					0	0	0	0	0
Eighth					0	0	0	0	0
Ninth					24	24	24	24	24
Tenth					26	26	26	26	26
Eleventh					44	44	44	44	44
Twelfth					56	56	56	56	56
Total by Grade	0	0	0	0	150	150	150	150	150

Students by Program funded through the Florida Education Finance Program									
Basic Education					115	115	115	115	115
E.S.O.L.					10	10	10	10	10
Students with Disabilities k-3					0	0	0	0	0
Students with Disabilities 4-8					0	0	0	0	0
Students with Disabilities 9-12					25	25	25	25	25
ESE Level 4					0	0	0	0	0
ESE Level 5					0	0	0	0	0
Career Education					0	0	0	0	0
Total Students by Program	0	0	0	0	150	150	150	150	150



THE SCHOOL BOARD OF SARASOTA COUNTY, FLORIDA

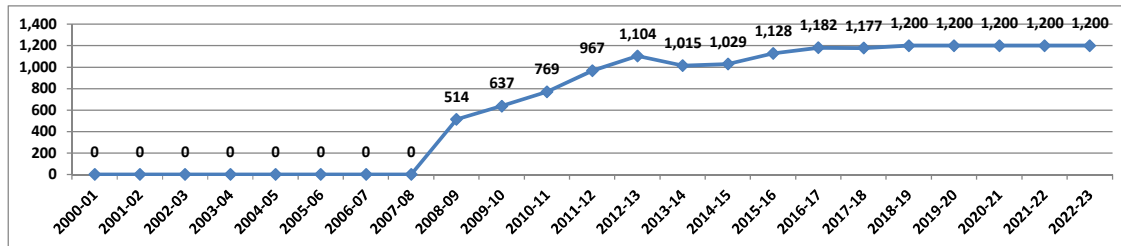


CHARTER SCHOOLS

The School Board of Sarasota County, Florida
Student Enrollment for the Period 2014-2015 through 2022-2023
Imagine Charter School at North Port

School Principal:	Mr. John Holcomb	Year School Opened	2008
School Address:	1000 Innovation Ave. North Port FL 34289	Buildings are leased	
School Phone	(941) 426-2050	Free / Reduced Lunch Percentage	57.51%
School Web Site	imagineschoolatnorthport.com	Title One School	No

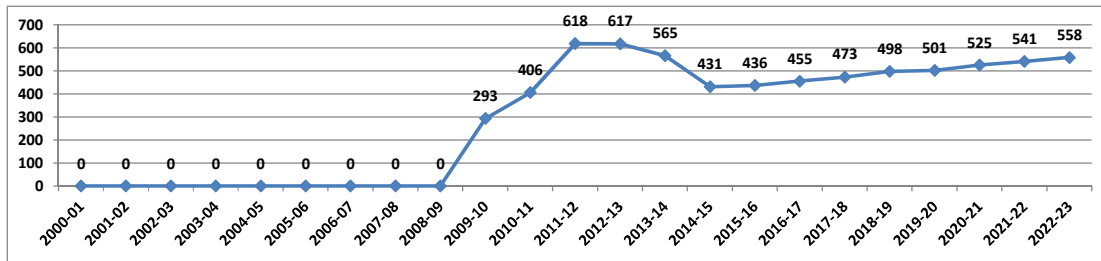
Student Enrollment by Grade Level									
	2014-2015	2015-2016	2016-2017	2017-2018	2018-2019	2019-2020	2020-2021	2021-2022	2022-2023
PreKindergarten	0	0	0	0	0	0	0	0	0
Kindergarten	86	84	89	94	90	90	90	90	90
First	87	83	96	89	90	90	90	90	90
Second	75	98	82	87	90	90	90	90	90
Third	76	77	91	91	90	90	90	90	90
Fourth	81	78	91	88	88	88	88	88	88
Fifth	88	89	90	96	88	88	88	88	88
Sixth	117	112	105	108	96	96	96	96	96
Seventh	100	125	118	94	108	108	108	108	108
Eighth	101	118	118	109	94	94	94	94	94
Ninth	68	83	109	96	109	109	109	109	109
Tenth	52	82	75	96	96	96	96	96	96
Eleventh	58	49	73	70	96	96	96	96	96
Twelfth	40	50	45	59	65	65	65	65	65
Total by Grade	1,029	1,128	1,182	1,177	1,200	1,200	1,200	1,200	1,200
Students by Program funded through the Florida Education Finance Program									
Basic Education	912	1,005	1,053	1,039	1,059	1,059	1,059	1,059	1,059
E.S.O.L.	20	28	24	19	19	19	19	19	19
Students with Disabilities k-3	18	18	11	25	26	26	26	26	26
Students with Disabilities 4-8	32	27	33	43	44	44	44	44	44
Students with Disabilities 9-12	19	19	28	30	30	30	30	30	30
ESE Level 4	0	0	0	0	0	0	0	0	0
ESE Level 5	0	0	0	0	0	0	0	0	0
Career Education	7	7	7	7	7	7	7	7	7
Total Students by Program	1,008	1,103	1,156	1,163	1,185	1,185	1,185	1,185	1,185



The School Board of Sarasota County, Florida
Student Enrollment for the Period 2014-2015 through 2022-2023
Imagine Charter School at Palmer Ranch

School Principal:	Ms. Alisa Wright	Year School Opened	2009
School Address:	6220 McIntosh Road Sarasota, FL 34238	Buildings Leased	
School Phone	(941) 257-1124	Free / Reduced Lunch Percentage	22.25%
School Web Site	imagineschoolatpalmerranch.com	Title One School	No

Student Enrollment by Grade Level									
	2014-2015	2015-2016	2016-2017	2017-2018	2018-2019	2019-2020	2020-2021	2021-2022	2022-2023
PreKindergarten	41	38	0	0	0	0	0	0	0
Kindergarten	48	52	59	60	60	63	66	68	69
First	47	46	58	53	60	60	63	66	68
Second	48	48	50	48	53	60	60	63	66
Third	36	50	57	66	53	53	60	60	63
Fourth	39	39	46	52	66	53	53	60	60
Fifth	39	44	46	47	52	66	53	53	60
Sixth	49	42	50	42	52	52	66	53	53
Seventh	43	45	46	60	42	52	52	66	53
Eighth	41	32	43	45	60	42	52	52	66
Ninth									
Tenth									
Eleventh									
Twelfth									
Total by Grade	431	436	455	473	498	501	525	541	558
Students by Program funded through the Florida Education Finance Program									
Basic Education	308	288	334	344	362	364	381	393	405
E.S.O.L.	9	30	37	41	43	43	45	47	48
Students with Disabilities k-3	22	28	24	27	28	28	30	30	31
Students with Disabilities 4-8	48	51	59	61	65	65	68	70	72
Students with Disabilities 9-12	0	0	0	0	0	0	0	0	0
ESE Level 4	0	0	0	0	0	0	0	0	0
ESE Level 5	0	0	0	0	0	0	0	0	0
Career Education	0	0	0	0	0	0	0	0	0
Total Students by Program	388	398	455	472	497	500	524	540	557



The School Board of Sarasota County, Florida
Student Enrollment for the Period 2014-2015 through 2022-2023
Island Village Montessori School (Charter School)

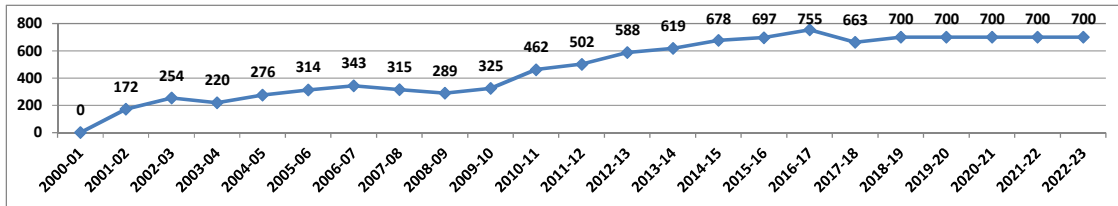
School Principal:
 School Address:
 School Phone
 School Web Site

Ms. Jennifer Ocana
 2001 Pine Brook Road Venice, FL 34292
 (941) 484-4999
 islandvillage.org

Year School Opened
 Buildings are owned by the charter school
 Free / Reduced Lunch Percentage
 Title One School

2001
 44.51%
 No

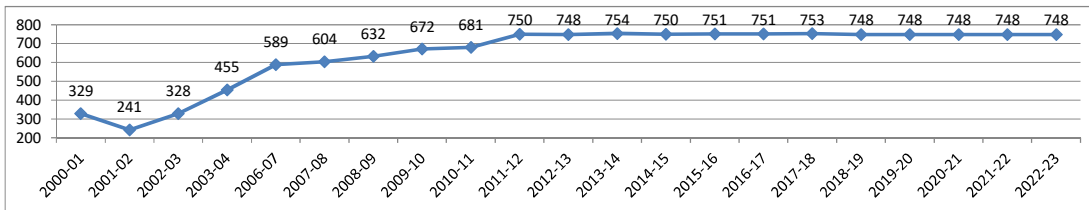
Student Enrollment by Grade Level									
Grade Level	2014-2015	2015-2016	2016-2017	2017-2018	2018-2019	2019-2020	2020-2021	2021-2022	2022-2023
PreKindergarten									
Kindergarten	102	91	107	79	100	100	100	100	100
First	106	109	96	101	100	100	100	100	100
Second	97	98	111	83	101	101	101	101	101
Third	84	92	92	93	83	83	83	83	83
Fourth	77	81	87	86	93	93	93	93	93
Fifth	84	72	75	74	86	86	86	86	86
Sixth	59	67	63	46	47	47	47	47	47
Seventh	28	47	58	44	46	46	46	46	46
Eighth	30	22	35	55	44	44	44	44	44
Ninth	11	8	15	0	0	0	0	0	0
Tenth	0	10	8	0	0	0	0	0	0
Eleventh	0	0	8	0	0	0	0	0	0
Twelfth	0	0	0	2	0				
Total by Grade	678	697	755	663	700	700	700	700	700
Students by Program funded through the Florida Education Finance Program									
Basic Education	587	598	652	580	613	613	613	613	613
E.S.O.L.	16	22	20	15	16	16	16	16	16
Students with Disabilities k-3	37	41	28	31	33	33	33	33	33
Students with Disabilities 4-8	33	38	43	43	46	46	46	46	46
Students with Disabilities 9-12	1	0	1	0	0	0	0	0	0
ESE Level 4	1	0	0	0	0	0	0	0	0
ESE Level 5	0	0	0	0	0	0	0	0	0
Career Education	0	0	0	0	0	0	0	0	0
Total Students by Program	675	699	744	670	707	707	707	707	707



The School Board of Sarasota County, Florida
Student Enrollment for the Period 2014-2015 through 2022-2023
Sarasota School of Arts and Sciences - Charter School

School Principal:	Ms. Tara Tahmosh - Newell	Year School Opened	1997
School Address:	717 Central Avenue, Sarasota, FL 34236	Buildings are owned by the charter school	
School Phone	(941) 330-1855	Free / Reduced Lunch Percentage	46.07%
School Web Site	ssas.org	Title One School	No

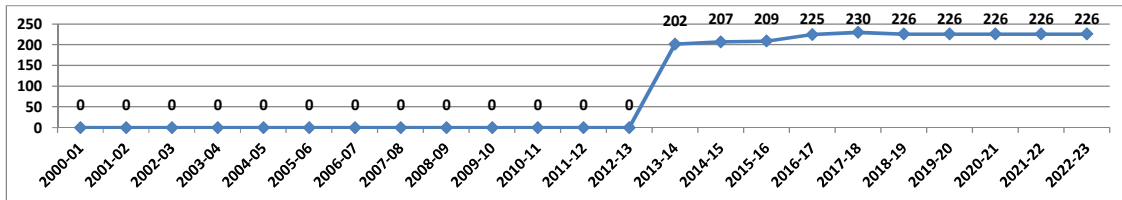
Student Enrollment by Grade Level									
Grade Level	2014-2015	2015-2016	2016-2017	2017-2018	2018-2019	2019-2020	2020-2021	2021-2022	2022-2023
PreKindergarten									
Kindergarten									
First									
Second									
Third									
Fourth									
Fifth									
Sixth	250	253	249	250	250	250	250	250	250
Seventh	250	252	254	248	250	250	250	250	250
Eighth	250	246	248	255	248	248	248	248	248
Ninth									
Tenth									
Eleventh									
Twelfth									
Total by Grade	750	751	751	753	748	748	748	748	748
Students by Program funded through the Florida Education Finance Program									
Basic Education	578	553	538	541	537	537	537	537	537
E.S.O.L.	4	2	6	7	7	7	7	7	7
Students with Disabilities k-3						0	0	0	0
Students with Disabilities 4-8	169	194	201	205	203	203	203	203	203
Students with Disabilities 9-12	0	0	0	0	0	0	0	0	0
ESE Level 4	0	0	0	0	0	0	0	0	0
ESE Level 5						0	0	0	0
Career Education	0	0	0	0	0	0	0	0	0
Total Students by Program	751	748	746	752	747	747	747	747	747



The School Board of Sarasota County, Florida
Student Enrollment for the Period 2014-2015 through 2022-2023
Sarasota Academy of the Arts

School Principal:	Ms. Cheryl Korwin	Year School Opened	2013
School Address:	4466 Fruitville Rd. Sarasota, Florida 34232	Building Leased	
School Phone	941-377-2278	Free / Reduced Lunch Percentage	52.61%
School Web Site	www.sarasotaacademyofthearts.com	Title One School	No

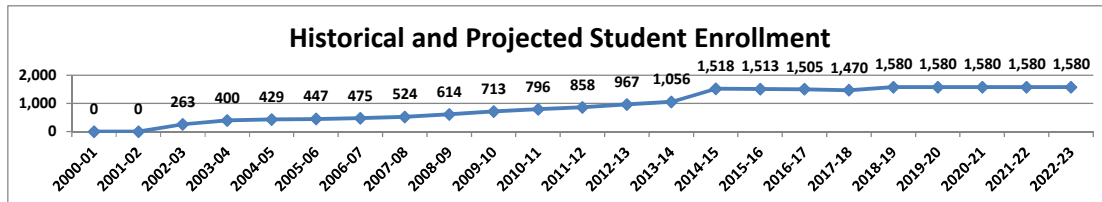
Student Enrollment by Grade Level									
	2014-2015	2015-2016	2016-2017	2017-2018	2018-2019	2019-2020	2020-2021	2021-2022	2022-2023
PreKindergarten	0	0	0	0	0	0	0	0	0
Kindergarten	18	18	14	18	18	18	18	18	18
First	18	18	18	17	18	18	18	18	18
Second	18	17	18	19	17	17	17	17	17
Third	17	6	17	18	19	19	19	19	19
Fourth	21	20	19	22	18	18	18	18	18
Fifth	23	21	20	22	22	22	22	22	22
Sixth	40	38	41	35	35	35	35	35	35
Seventh	34	37	38	37	37	37	37	37	37
Eighth	18	34	40	42	42	42	42	42	42
Ninth									
Tenth									
Eleventh									
Twelfth									
Total by Grade	207	209	225	230	226	226	226	226	226
Students by Program funded through the Florida Education Finance Program									
Basic Education	164	178	180	185	182	182	182	182	182
E.S.O.L.	6	6	7	7	7	7	7	7	7
Students with Disabilities k-3	7	7	6	6	5	5	5	5	5
Students with Disabilities 4-8	32	30	32	33	32	32	32	32	32
Students with Disabilities 9-12	0	0	0	0	0	0	0	0	0
ESE Level 4									
ESE Level 5									
Career Education									
Total Students by Program	209	221	225	230	226	226	226	226	226



The School Board of Sarasota County, Florida
Student Enrollment for the Period 2014-2015 through 2022-2023
Sarasota Military Charter School (consolidated)

School Principal:	Ms. Christine Bowman	Year School Opened	2002
School Address:	801 Orange Avenue Sarasota, FL 34236	Buildings and Property owned by charter	
School Phone	(941) 926-1701	Free / Reduced Lunch Percentage	51.57%
School Web Site	sarasotamilitaryacademy.com	Title One School	No

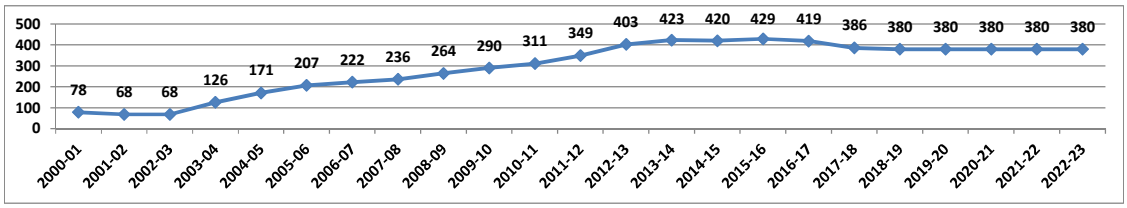
Student Enrollment by Grade Level									
Grade Level	2014-2015	2015-2016	2016-2017	2017-2018	2018-2019	2019-2020	2020-2021	2021-2022	2022-2023
PreKindergarten									
Kindergarten									
First									
Second									
Third									
Fourth									
Fifth									
Sixth	209	201	187	217	230	230	230	230	230
Seventh	108	186	199	191	220	220	220	220	220
Eighth	105	109	184	182	200	200	200	200	200
Ninth	331	252	215	232	260	260	260	260	260
Tenth	269	301	235	200	240	240	240	240	240
Eleventh	263	233	271	209	220	220	220	220	220
Twelfth	233	231	214	239	210	210	210	210	210
Total by Grade	1,518	1,513	1,505	1,470	1,580	1,580	1,580	1,580	1,580
Students by Program funded through the Florida Education Finance Program									
Basic Education	1,223	1,204	1,199	1,159	1,246	1,246	1,246	1,246	1,246
E.S.O.L.	7	8	14	17	18	18	18	18	18
Students with Disabilities k-3	0	0	0	0	0	0	0	0	0
Students with Disabilities 4-8	73	91	82	93	100	100	100	100	100
Students with Disabilities 9-12	126	120	135	145	156	156	156	156	156
ESE Level 4	0	0	0	0	0	0	0	0	0
ESE Level 5	1	4	0	1	1	1	1	1	1
Career Education	30	30	25	19	20	20	20	20	20
Total Students by Program	1,459	1,456	1,456	1,433	1,541	1,541	1,541	1,541	1,541



The School Board of Sarasota County, Florida
Student Enrollment for the Period 2014-2015 through 2022-2023
Suncoast School for Innovative Study - Charter School

School Principal:	Mr. Stephen Evans	Year School Opened	1998
School Address:	845 S School Ave. Sarasota FL 34237	Buildings are leased and Owned	
School Phone	(941) 952-5277	Free / Reduced Lunch Percentage	92.14%
School Web Site	suncoastschool.org	Title One School	Yes

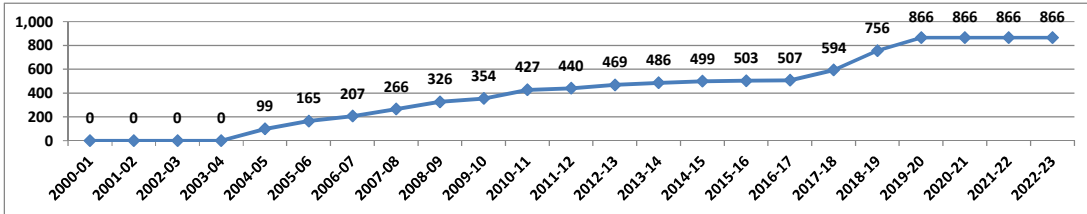
Student Enrollment by Grade Level									
Grade Level	2014-2015	2015-2016	2016-2017	2017-2018	2018-2019	2019-2020	2020-2021	2021-2022	2022-2023
PreKindergarten	20	19	15	13	13	13	13	13	13
Kindergarten	43	39	38	27	35	35	35	35	35
First	35	42	37	40	35	35	35	35	35
Second	47	44	40	35	40	40	40	40	40
Third	41	43	43	40	35	35	35	35	35
Fourth	34	45	41	41	40	40	40	40	40
Fifth	44	41	44	39	41	41	41	41	41
Sixth	53	47	46	50	39	39	39	39	39
Seventh	49	60	53	52	50	50	50	50	50
Eighth	54	49	62	49	52	52	52	52	52
Ninth									
Tenth									
Eleventh									
Twelfth									
Total by Grade	420	429	419	386	380	380	380	380	380
Students by Program funded through the Florida Education Finance Program									
Basic Education	284	291	285	250	246	246	246	246	246
E.S.O.L.	43	42	38	45	44	44	44	44	44
Students with Disabilities k-3	15	15	15	21	20	20	20	20	20
Students with Disabilities 4-8	59	55	63	58	57	57	57	57	57
Students with Disabilities 9-12	0	0	0	0	0	0	0	0	0
ESE Level 4	0	0	0	0	0	0	0	0	0
ESE Level 5	0	0	0	0	0	0	0	0	0
Career Education	0	0	0	0	0	0	0	0	0
Total Students by Program	401	403	401	373	367	367	367	367	367



The School Board of Sarasota County, Florida
 Student Enrollment for the Period 2014-2015 through 2022-2023
Sarasota Suncoast Academy Charter School

School Principal:	Mr. Steve Crump	Year School Opened	2005
School Address:	8084 Hawkins Road Sarasota, FL 34241	Building is leased	
School Phone	(941) 924-4242	Free / Reduced Lunch Percentage	37.83%
School Web Site	sarasotacountyschools.net/suncoast	Title One School	No

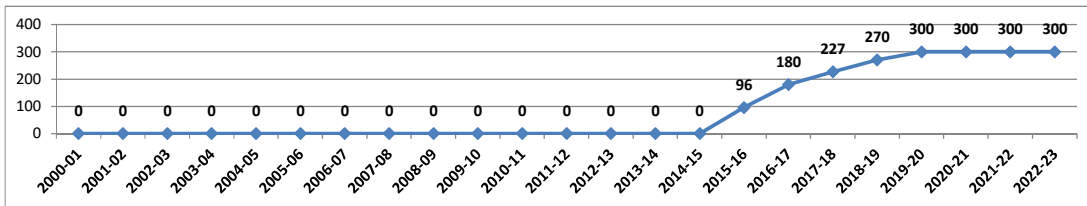
Student Enrollment by Grade Level									
Grade Level	2014-2015	2015-2016	2016-2017	2017-2018	2018-2019	2019-2020	2020-2021	2021-2022	2022-2023
PreKindergarten									
Kindergarten	83	81	82	95	90	90	90	90	90
First	88	82	86	85	90	90	90	90	90
Second	91	83	82	90	90	90	90	90	90
Third	88	94	89	86	90	90	90	90	90
Fourth	86	78	90	91	88	88	88	88	88
Fifth	63	85	78	92	88	88	88	88	88
Sixth	0	0	0	55	110	110	110	110	110
Seventh	0	0	0	0	110	110	110	110	110
Eighth	0	0	0	0	0	110	110	110	110
Ninth									
Tenth									
Eleventh									
Twelfth									
Total by Grade	499	503	507	594	756	866	866	866	866
Students by Program funded through the Florida Education Finance Program									
Basic Education	419	411	410	489	622	713	713	713	713
E.S.O.L.	3	5	10	6	8	9	9	9	9
Students with Disabilities k-3	36	43	52	54	69	79	79	79	79
Students with Disabilities 4-8	38	48	37	47	60	69	69	69	69
Students with Disabilities 9-12	0	0	0	0	0	0	0	0	0
ESE Level 4	0	0	0	0	0	0	0	0	0
ESE Level 5	0	0	0	0	0	0	0	0	0
Career Education	0	0	0	0	0	0	0	0	0
Total Students by Program	496	507	509	596	759	869	869	869	869



The School Board of Sarasota County, Florida
Student Enrollment for the Period 2014-2015 through 2022-2023
Strength in Knowledge at the Englewood Y - Charter School

School Principal:	Mr. John Bailey	Year School Opened	2015
School Address:	881 S. River Road	Buildings are leased	
School Phone	941-475-1234	Free / Reduced Lunch Percentage	12.66%
School Web Site	sky-academy-englewood	Title One School	No

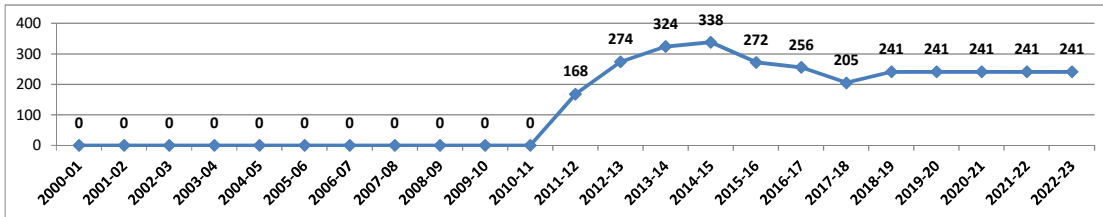
Student Enrollment by Grade Level									
Grade Level	2014-2015	2015-2016	2016-2017	2017-2018	2018-2019	2019-2020	2020-2021	2021-2022	2022-2023
PreKindergarten									
Kindergarten									
First									
Second									
Third									
Fourth									
Fifth									
Sixth		62	69	98	100	100	100	100	100
Seventh		34	66	68	100	100	100	100	100
Eighth		0	45	61	70	100	100	100	100
Ninth									
Tenth									
Eleventh									
Twelfth									
Total by Grade	0	96	180	227	270	300	300	300	300
Students by Program funded through the Florida Education Finance Program									
Basic Education		86	150	189	225	250	250	250	250
E.S.O.L.		0	0	0	0	0	0	0	0
Students with Disabilities k-3									
Students with Disabilities 4-8		15	29	39	46	51	51	51	51
Students with Disabilities 9-12									
ESE Level 4									
ESE Level 5									
Career Education									
Total Students by Program	0	101	179	228	272	302	302	302	302



The School Board of Sarasota County, Florida
Student Enrollment for the Period 2014-2015 through 2022-2023
Strength in Knowledge at the Venice Y - Charter School

School Principal:	Mr. Steve Smith	Year School Opened	2011
School Address:	701 Center Road Venice FL 34285	Buildings are leased	
School Phone	(941) 492-9622	Free / Reduced Lunch Percentage	30.10%
School Web Site	Sky at the Y	Title One School	No

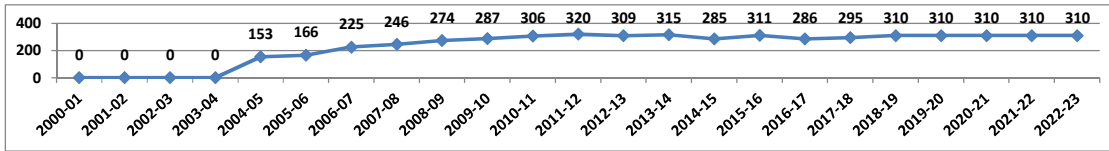
Student Enrollment by Grade Level									
Grade Level	2014-2015	2015-2016	2016-2017	2017-2018	2018-2019	2019-2020	2020-2021	2021-2022	2022-2023
PreKindergarten									
Kindergarten									
First									
Second									
Third									
Fourth									
Fifth									
Sixth	135	77	80	59	100	100	100	100	100
Seventh	93	111	75	78	63	63	63	63	63
Eighth	110	84	101	68	78	78	78	78	78
Ninth									
Tenth									
Eleventh									
Twelfth									
Total by Grade	338	272	256	205	241	241	241	241	241
Students by Program funded through the Florida Education Finance Program									
Basic Education	280	227	206	168	197	197	197	197	197
E.S.O.L.	4	1	0	0	0	0	0	0	0
Students with Disabilities k-3	0	0	0	0	0	0	0	0	0
Students with Disabilities 4-8	45	39	42	32	38	38	38	38	38
Students with Disabilities 9-12	0	0	0	0	0	0	0	0	0
ESE Level 4	0	0	0	0	0	0	0	0	0
ESE Level 5	0	0	0	0	0	0	0	0	0
Career Education	0	0	0	0	0	0	0	0	0
Total Students by Program	328	267	248	200	235	235	235	235	235



The School Board of Sarasota County, Florida
Student Enrollment for the Period 2014-2015 through 2022-2023
Student Leadership Academy - Charter School

School Principal:	Mr. Jonathan Cooley	Year School Opened	2004
School Address:	200 Field Ave East Venice FL 34293	Building is leased	
School Phone	(941) 485-5551	Free / Reduced Lunch Percentage	43.81%
School Web Site	studentleadershipacademy.org	Title One School	No

Student Enrollment by Grade Level									
Grade Level	2014-2015	2015-2016	2016-2017	2017-2018	2018-2019	2019-2020	2020-2021	2021-2022	2022-2023
PreKindergarten									
Kindergarten									
First									
Second									
Third									
Fourth									
Fifth									
Sixth	81	99	89	82	90	90	90	90	90
Seventh	103	100	104	100	110	110	110	110	110
Eighth	101	112	93	113	110	110	110	110	110
Ninth									
Tenth									
Eleventh									
Twelfth									
Total by Grade	285	311	286	295	310	310	310	310	310
Students by Program funded through the Florida Education Finance Program									
Basic Education	217	242	227	232	244	244	244	244	244
E.S.O.L.	2	1	0	2	2	2	2	2	2
Students with Disabilities k-3	0	0	0	0	0	0	0	0	0
Students with Disabilities 4-8	67	68	62	63	66	66	66	66	66
Students with Disabilities 9-12	0	0	0	0	0	0	0	0	0
ESE Level 4	0	0	0	0	0	0	0	0	0
ESE Level 5	0	0	0	0	0	0	0	0	0
Career Education	0	0	0	0	0	0	0	0	0
Total Students by Program	287	311	290	297	312	312	312	312	312

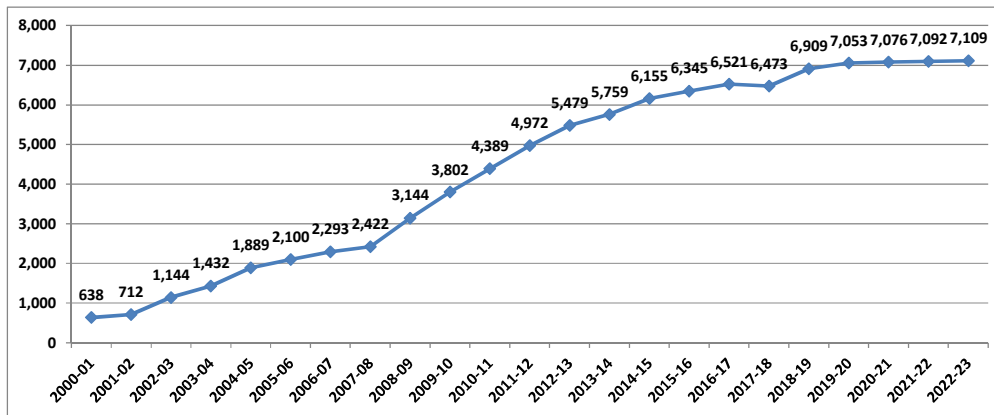


The School Board of Sarasota County, Florida
 Student Enrollment for the Period 2014-2015 through 2022-2023

Total of All Charter Schools

Student Enrollment by Grade Level

Grade Level	2014-2015	2015-2016	2016-2017	2017-2018	2018-2019	2019-2020	2020-2021	2021-2022	2022-2023
PreKindergarten	61	57	15	13	13	13	13	13	13
Kindergarten	380	365	389	373	393	396	399	401	402
First	381	380	391	385	393	393	396	399	401
Second	376	388	383	362	391	398	398	401	404
Third	342	362	389	394	370	370	377	377	380
Fourth	338	341	374	380	393	380	380	387	387
Fifth	341	352	353	370	377	391	378	378	385
Sixth	993	998	979	1,042	1,149	1,149	1,163	1,150	1,150
Seventh	808	997	1,011	972	1,136	1,146	1,146	1,160	1,147
Eighth	810	806	969	979	998	1,120	1,130	1,130	1,144
Ninth	410	343	339	328	369	369	369	369	369
Tenth	321	393	318	296	336	336	336	336	336
Eleventh	321	282	352	279	316	316	316	316	316
Twelfth	273	281	259	300	275	275	275	275	275
Total by Grade	6,155	6,345	6,521	6,473	6,909	7,053	7,076	7,092	7,109
Students by Program funded through the Florida Education Finance Program									
Basic Education	4,972	4,997	5,085	4,986	5,308	5,400	5,418	5,429	5,442
E.S.O.L.	114	145	157	158	163	165	167	168	170
Students with Disabilities k-3	134	152	136	163	181	191	193	193	194
Students with Disabilities 4-8	596	640	654	678	710	719	722	724	727
Students with Disabilities 9-12	146	139	164	175	186	186	186	186	186
ESE Level 4	1	0	0	0	0	0	0	0	0
ESE Level 5	1	4	0	1	1	1	1	1	1
Career Education	37	37	33	25	27	27	27	27	27
Total Students by Program	6,002	6,112	6,229	6,185	6,576	6,690	6,713	6,729	6,746

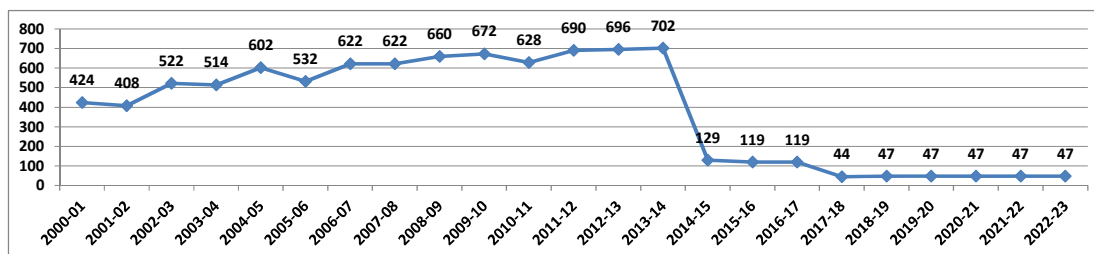


This page intentionally left blank

The School Board of Sarasota County, Florida
Student Enrollment for the Period 2014-2015 through 2022-2023
Suncoast Technical College - (Part Time Enrollment) Cost center 0391

School Principal:	Dr. Ron DiPillo	Year School Opened	1967
School Address:	4748 Beneva Road Sarasota, FL 34233	Year Renovated	2014
School Phone	(941) 924-1365	Free / Reduced Lunch Percentage	N/A
School Web Site	scti.edu	Title One School	No

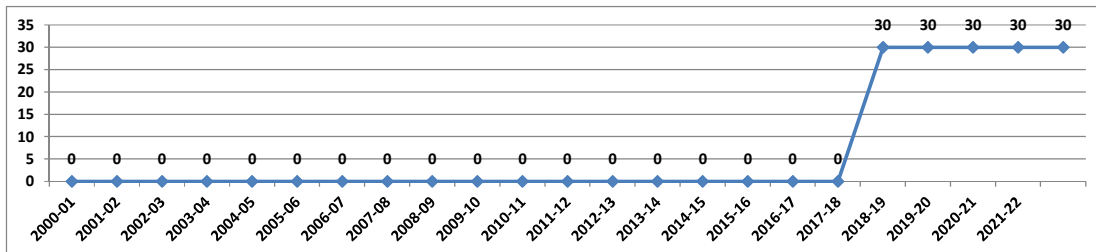
Student Enrollment by Grade Level									
	2014-2015	2015-2016	2016-2017	2017-2018	2018-2019	2019-2020	2020-2021	2021-2022	2022-2023
PreKindergarten	10	0	0	9	12	12	12	12	12
Kindergarten	0	0	0	0	0	0	0	0	0
First	0	0	0	0	0	0	0	0	0
Second	0	0	0	0	0	0	0	0	0
Third	0	0	0	0	0	0	0	0	0
Fourth	0	0	0	0	0	0	0	0	0
Fifth	0	0	0	0	0	0	0	0	0
Sixth	0	0	0	0	0	0	0	0	0
Seventh	0	0	0	0	0	0	0	0	0
Eighth	0	0	0	0	0	0	0	0	0
Ninth	16	16	16	0	0	0	0	0	0
Tenth	18	18	18	0	0	0	0	0	0
Eleventh	62	62	62	1	1	1	1	1	1
Twelfth	23	23	23	34	34	34	34	34	34
Total by Grade	129	119	119	44	47	47	47	47	47
Students by Program funded through the Florida Education Finance Program									
Basic Education	1	0	0	0	0	0	0	0	0
E.S.O.L.	0	0	0	0	0	0	0	0	0
Students with Disabilities k-3	10	3	6	5	5	5	5	5	5
Students with Disabilities 4-8	0	0	0	0	0	0	0	0	0
Students with Disabilities 9-12	9	21	20	16	17	17	17	17	17
ESE Level 4	0	27	26	26	28	28	28	28	28
ESE Level 5	0	0	0	0	0	0	0	0	0
Career Education	137	134	127	127	101	101	101	101	101
Total Students by Program	156	185	179	174	152	152	152	152	152



The School Board of Sarasota County, Florida
 Student Enrollment for the Period 2014-2015 through 2022-2023
North Port Campus, Suncoast Technical College - (Part Time Enrollment) Cost center 0391

School Principal:	Dr. Ron DiPillo	Year School Opened	2017
School Address:	4901 Cranberry Blvd N. North Port Florida	Year Renovated	N/A
School Phone	(941) 924-1365	Free / Reduced Lunch Percentage	N/A
School Web Site	scti.edu	Title One School	No

Student Enrollment by Grade Level									
	2014-2015	2015-2016	2016-2017	2017-2018	2018-2019	2019-2020	2020-2021	2021-2022	2022-2023
PreKindergarten					0	0	0	0	0
Kindergarten					0	0	0	0	0
First					0	0	0	0	0
Second					0	0	0	0	0
Third					0	0	0	0	0
Fourth					0	0	0	0	0
Fifth					0	0	0	0	0
Sixth					0	0	0	0	0
Seventh					0	0	0	0	0
Eighth					0	0	0	0	0
Ninth					0	0	0	0	0
Tenth					10	10	10	10	10
Eleventh					10	10	10	10	10
Twelfth					10	10	10	10	10
Total by Grade	0	0	0	0	30	30	30	30	30
Students by Program funded through the Florida Education Finance Program									
Basic Education					0	0	0	0	0
E.S.O.L.					0	0	0	0	0
Students with Disabilities k-3					0	0	0	0	0
Students with Disabilities 4-8					0	0	0	0	0
Students with Disabilities 9-12					0	0	0	0	0
ESE Level 4					0	0	0	0	0
ESE Level 5					0	0	0	0	0
Career Education					30	30	30	30	30
Total Students by Program	0	0	0	0	30	30	30	30	30

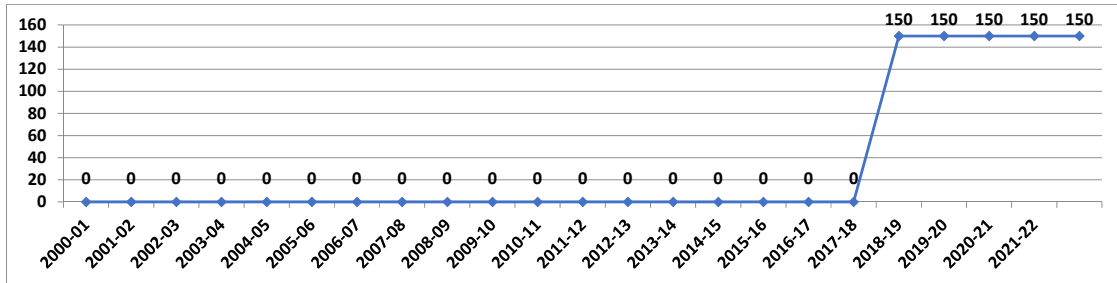


The School Board of Sarasota County, Florida
Student Enrollment for the Period 2014-2015 through 2022-2023
Acceleration Academies

School Principal:	Mrs. Mundi Wortham	Year School Opened	2019
School Address:	935 N. Beneva Road, Suite 301, Sarasota, Fl. 34237	Year Renovated	N/A
School Phone	941-315-2122	Free / Reduced Lunch Percentage	N/A
School Web Site	accelerationacademies.org	Title One School	No

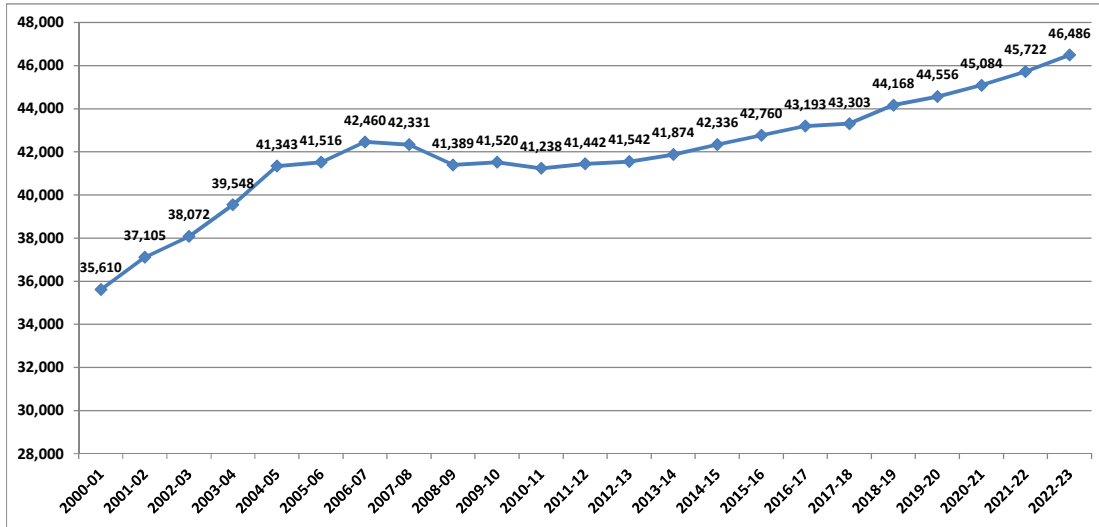
Student Enrollment by Grade Level									
	2014-2015	2015-2016	2016-2017	2017-2018	2018-2019	2019-2020	2020-2021	2021-2022	2022-2023
PreKindergarten					0	0	0	0	0
Kindergarten					0	0	0	0	0
First					0	0	0	0	0
Second					0	0	0	0	0
Third					0	0	0	0	0
Fourth					0	0	0	0	0
Fifth					0	0	0	0	0
Sixth					0	0	0	0	0
Seventh					0	0	0	0	0
Eighth					0	0	0	0	0
Ninth					24	24	24	24	24
Tenth					26	26	26	26	26
Eleventh					44	44	44	44	44
Twelfth					56	56	56	56	56
Total by Grade	0	0	0	0	150	150	150	150	150

Students by Program funded through the Florida Education Finance Program									
Basic Education					115	115	115	115	115
E.S.O.L.					10	10	10	10	10
Students with Disabilities k-3					0	0	0	0	0
Students with Disabilities 4-8					0	0	0	0	0
Students with Disabilities 9-12					25	25	25	25	25
ESE Level 4					0	0	0	0	0
ESE Level 5					0	0	0	0	0
Career Education					0	0	0	0	0
Total Students by Program	0	0	0	0	150	150	150	150	150



The School Board of Sarasota County, Florida
Student Enrollment for the Period 2014-2015 through 2022-2023
District Summary of all Schools by Grade Level

Student Enrollment by Grade Level									
Grade Level	2014-2015	2015-2016	2016-2017	2017-2018	2018-2019	2019-2020	2020-2021	2021-2022	2022-2023
PreKindergarten	414	423	429	436	459	459	459	459	459
Kindergarten	2,990	2,885	2,988	2,944	3,050	3,150	3,242	3,322	3,382
First	3,228	3,176	2,998	3,065	3,095	3,172	3,277	3,365	3,449
Second	3,160	3,232	3,208	3,079	3,204	3,278	3,367	3,473	3,573
Third	3,291	3,288	3,430	3,377	3,270	3,339	3,431	3,521	3,638
Fourth	3,049	3,250	3,262	3,320	3,341	3,313	3,393	3,489	3,562
Fifth	3,208	3,151	3,317	3,343	3,390	3,381	3,356	3,444	3,535
Sixth	3,381	3,407	3,299	3,469	3,611	3,726	3,693	3,787	3,856
Seventh	3,145	3,478	3,489	3,336	3,640	3,666	3,789	3,752	3,844
Eighth	3,380	3,227	3,507	3,541	3,455	3,661	3,671	3,801	3,760
Ninth	3,569	3,597	3,414	3,563	3,518	3,510	3,542	3,573	3,632
Tenth	3,482	3,460	3,540	3,407	3,555	3,408	3,423	3,433	3,469
Eleventh	3,159	3,255	3,268	3,391	3,293	3,376	3,242	3,249	3,276
Twelfth	2,880	2,931	3,044	3,032	3,286	3,116	3,200	3,053	3,052
Total by Grade	42,336	42,760	43,193	43,303	44,168	44,556	45,084	45,722	46,486
Students by Program funded through the Florida Education Finance Program									
Basic Education	28,385	28,658	28,917	29,012	29,666	29,813	30,176	30,607	31,124
E.S.O.L.	1,450	1,484	1,646	1,536	1,562	1,563	1,574	1,589	1,610
Students with Disabilities k-3	2,671	2,639	2,673	2,717	2,771	2,818	2,864	2,930	2,995
Students with Disabilities 4-8	5,126	5,258	5,245	5,180	5,246	5,331	5,414	5,534	5,650
Students with Disabilities 9-12	2,440	2,400	2,528	2,586	2,613	2,569	2,591	2,614	2,675
ESE Level 4	522	502	504	533	549	553	559	564	572
ESE Level 5	76	67	61	90	66	67	68	70	72
Career Education	810	849	825	817	792	779	782	779	788
Total Students by Program	41,480	41,857	42,400	42,470	43,264	43,491	44,027	44,688	45,486



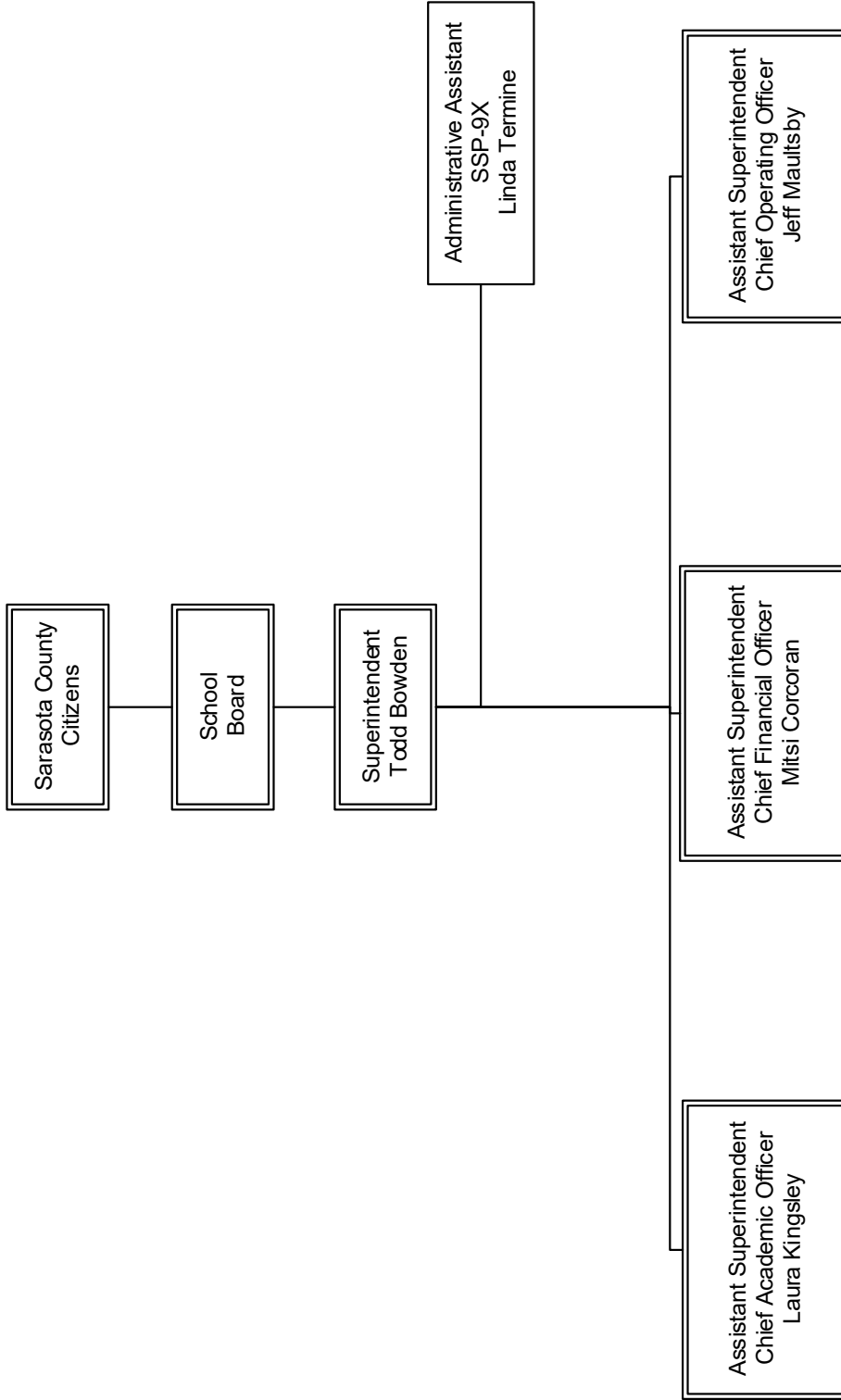
**The School Board of Sarasota County, Florida
2018-2019 General Fund Budget**

**SCHEDULE C
DEPARTMENTAL ORGANIZATIONAL CHARTS**



This page intentionally left blank

The School Board of Sarasota County, Florida
 Office of the Superintendent (Cost Center Number 9039)
 Authority: Article IX, Section 5 of the Constitution of the State of Florida



Total Number of Positions 2017-18	Increased Positions New Positions		Decreased Positions Deleted Positions		Total Number of Positions 2018-19	Net Increase or (Decrease) Positions By Fund	
	Transfers In		Transfers Out			Positions By Fund	
General Fund	1,052.03	45.65	General Fund	(23.30)	General Fund	1,074.38	22.35
Grant Fund	27.15	4.73	Grant Fund	(7.93)	Grant Fund	23.95	(3.20)
Self Insurance Fund	5.00	0.00	Self Insurance Fund	0.00	Self Insurance Fund	5.00	0.00
Capital Fund	134.70	6.25	Capital Fund	(5.00)	Capital Fund	135.95	1.25
Food Service	368.00	0.00	Food Service	0.00	Food Service	368.00	0.00
Total	1,586.88	56.63	Total	(36.23)	Total	1,607.28	20.40

This page intentionally left blank

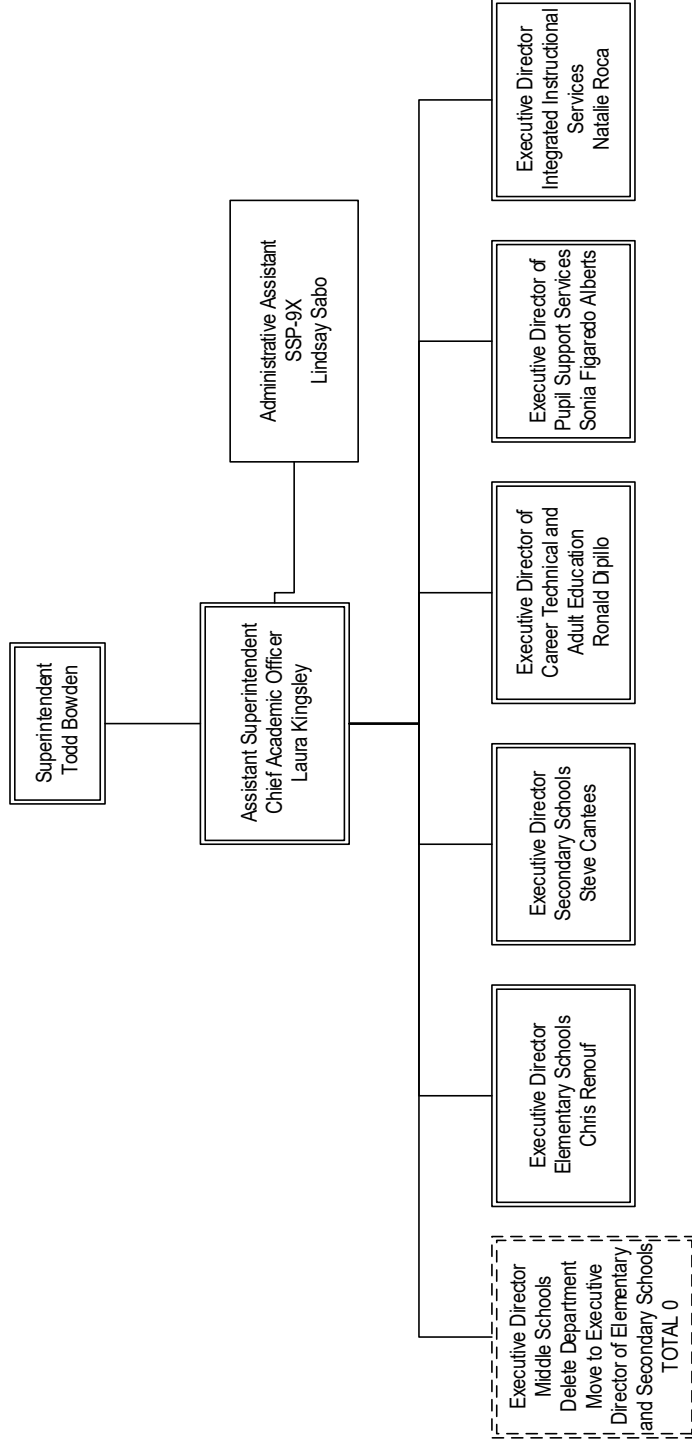


The School Board of Sarasota County, Florida

**Assistant Superintendent– Chief Academic Officer
2018-2019**

This page intentionally left blank

The School Board of Sarasota County, Florida
 Assistant Superintendent - Chief Academic Officer
 Cost Center 9049

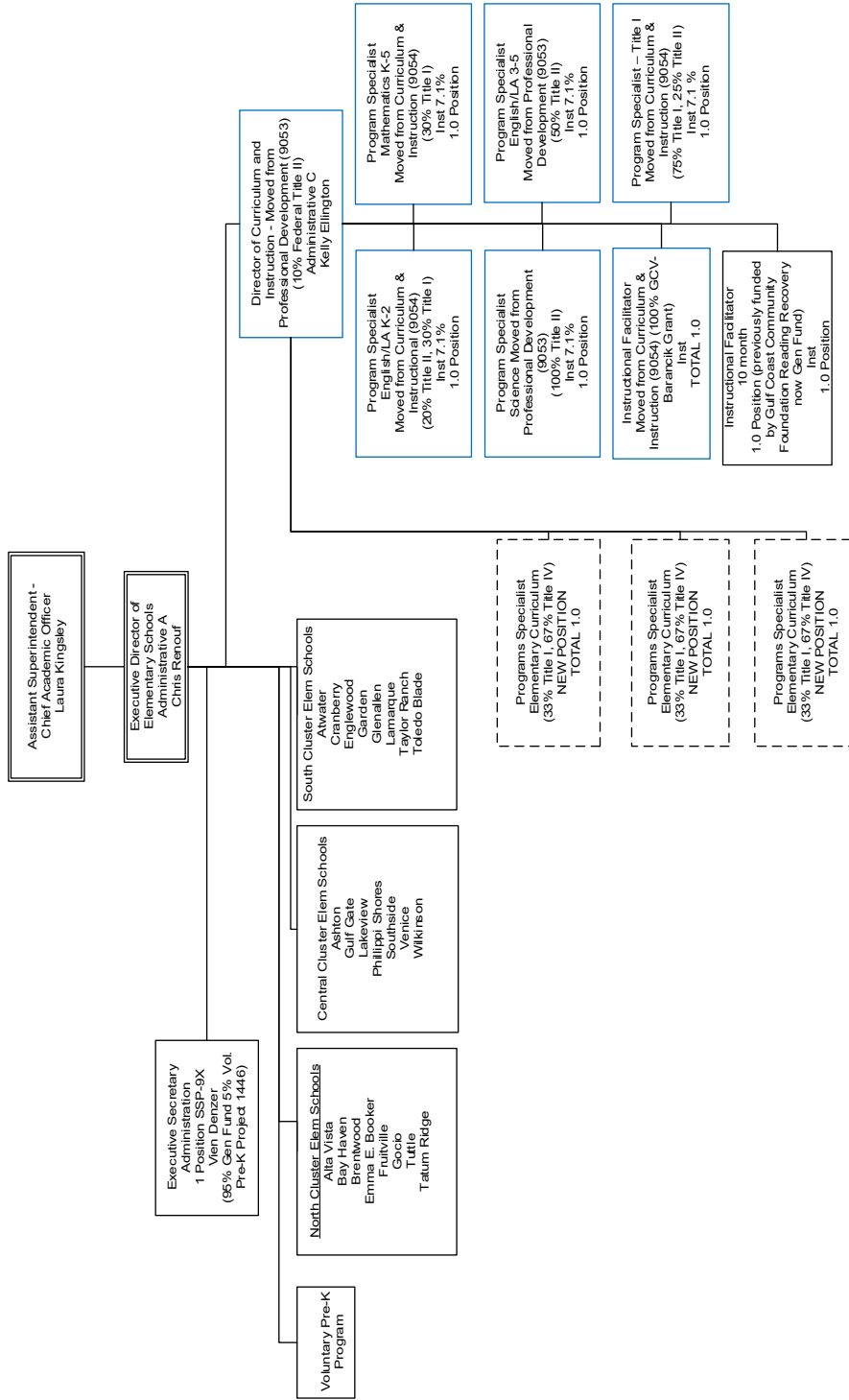


Total Number of Positions 2017-18		Increased Positions New Positions Transfer In		Decreased Positions Deleted Positions Transfers Out		Total Number of Positions 2018-19		Net Increase or (Decrease) Positions By Fund	
General Fund	2.00	General Fund		General Fund		General Fund		General Fund	
Federal Fund		Federal Fund		Federal Fund		Federal Fund	2.00	Federal Fund	
Self Insurance Fund		Self Insurance Fund		Self Insurance Fund		Self Insurance Fund		Self Insurance Fund	
Capital Fund		Capital Fund		Capital Fund		Capital Fund		Capital Fund	
Food Service		Food Service		Food Service		Food Service		Food Service	
Total	2.00	Total		Total		Total	2.00	Total	

The School Board of Sarasota County, Florida

Executive Director of Elementary Education

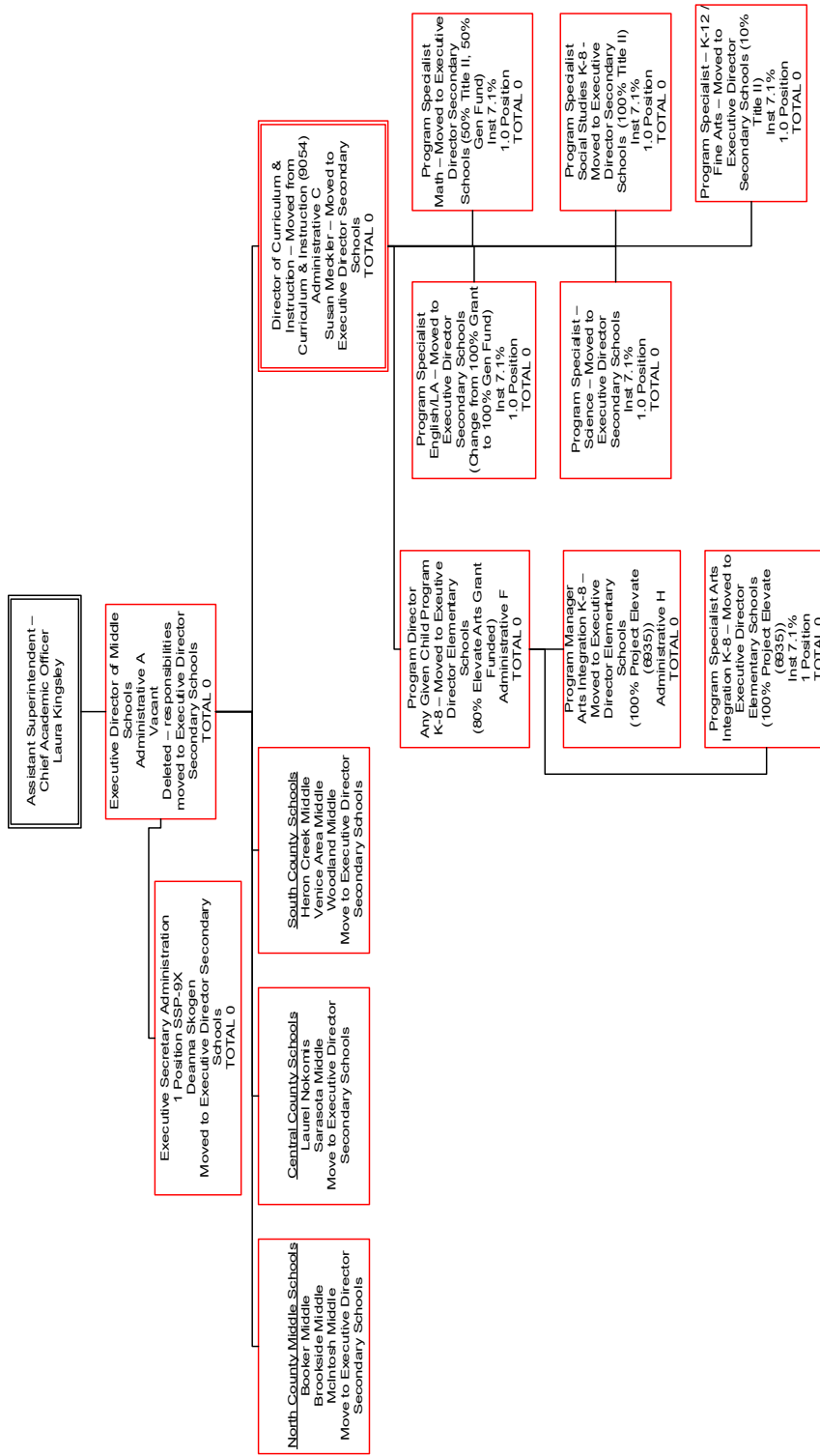
Cost Center 9003



Total Number of Positions 2017-18	Increased Positions		Decreased Positions		Total Number of Positions 2018-19	Net Increase or (Decrease) Positions By Fund
	New Positions Transfer In	Transfers Out	Deleted Positions	Transfers In		
General Fund	4.45	3.49	General Fund	(0.01)	7.93	General Fund
Grant Fund	5.55	5.52	Grant Fund		11.07	Grant Fund
Self Insurance Fund			Self Insurance Fund			Self Insurance Fund
Capital Fund			Capital Fund			Capital Fund
Food Service			Food Service			Food Service
Total	10.00	9.01	Total	(0.01)	19.00	Total

The School Board of Sarasota County, Florida

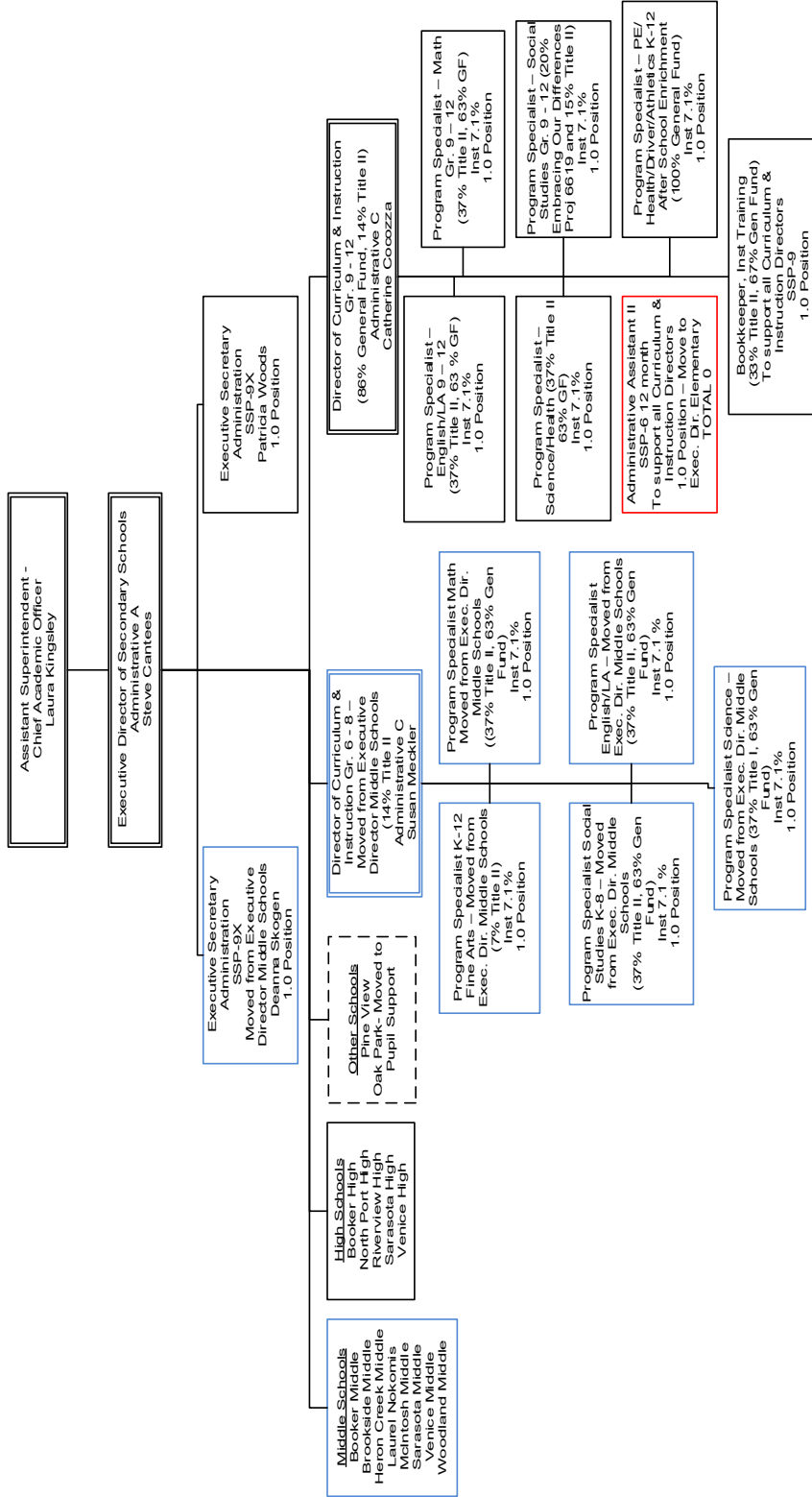
Executive Director of Middle Schools Cost Center 9005



Total Number of Positions 2017-18	Increased Positions		Decreased Positions		Total Number of Positions 2018-19	Net Increase or (Decrease) Positions By Fund
	New Positions Transfer In	Deleted Positions Transfers Out	Deleted Positions	Transfers Out		
General Fund	5.20	General Fund	(5.20)	General Fund		General Fund (5.20)
Grant Fund	5.80	Federal Fund	(5.80)	Federal Fund		Federal Fund (5.80)
Self Insurance Fund		Self Insurance Fund		Self Insurance Fund		Self Insurance Fund
Capital Fund		Capital Fund		Capital Fund		Capital Fund
Food Service		Food Service		Food Service		Food Service
Total	11.00	Total	(11.00)	Total	Total	Total (11.00)

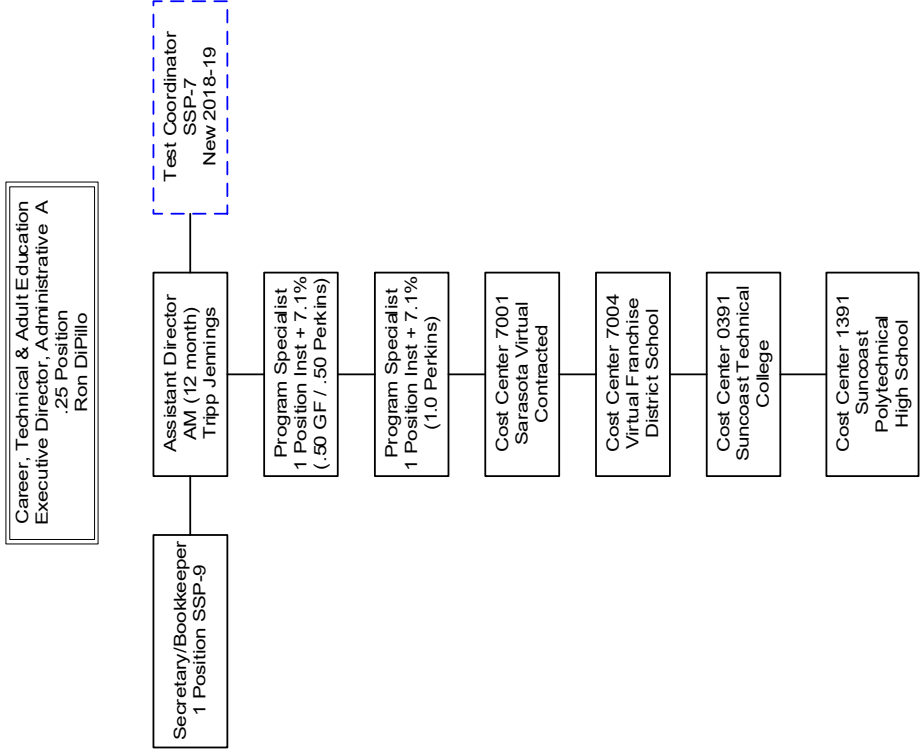
The School Board of Sarasota County, Florida

Executive Director of Secondary Education Cost Center 9004



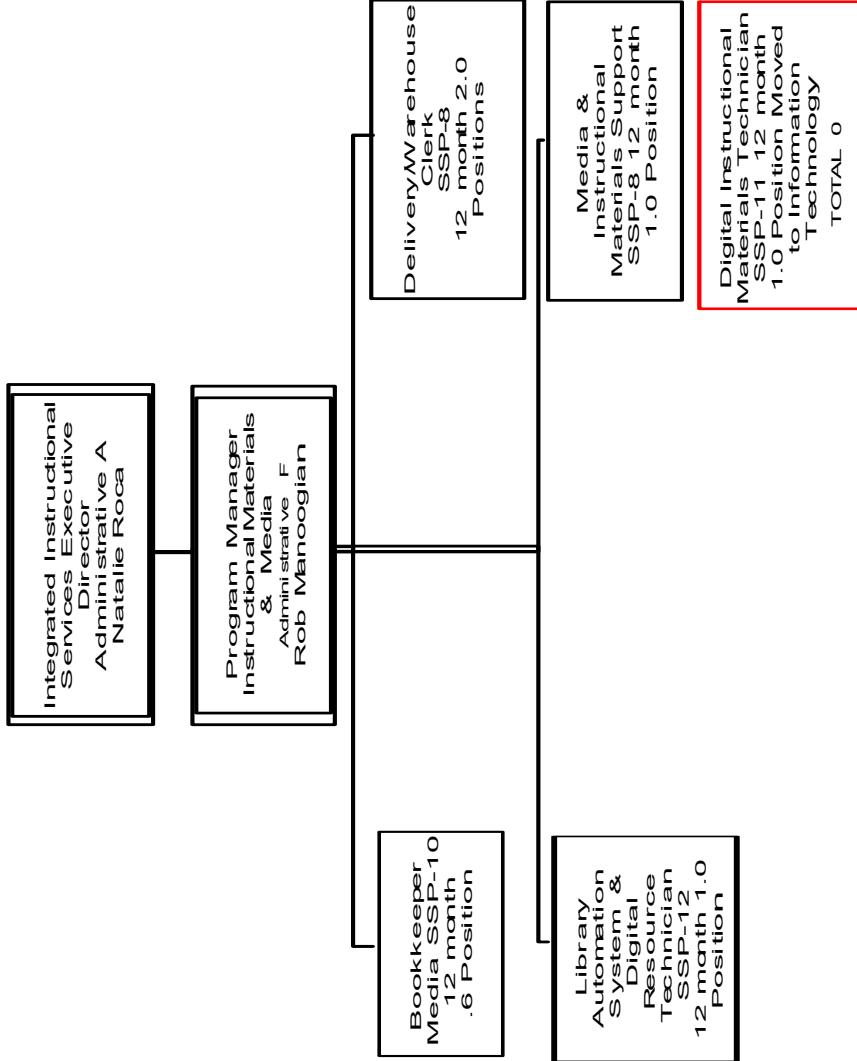
Total Number of Positions 2017-18	Increased Positions		Decreased Positions		Total Number of Positions		Net Increase or (Decrease) Positions By Fund
	New Positions Transfer In	Deleted Positions Transfers Out	2018-19	2018-19	Total	Total	
General Fund	7.20	5.18	General Fund	12.38	General Fund	5.18	
Grant Fund	2.80	0.82	Federal Fund	3.62	Federal Fund	0.82	
Self Insurance Fund			Self Insurance Fund		Self Insurance Fund		
Capital Fund			Capital Fund		Capital Fund		
Food Service			Food Service		Food Service		
Total	10.00	6.00	Total	16.00	Total	6.00	

The School Board of Sarasota County, Florida
Director of Career and Technical Education
Cost Center 9014



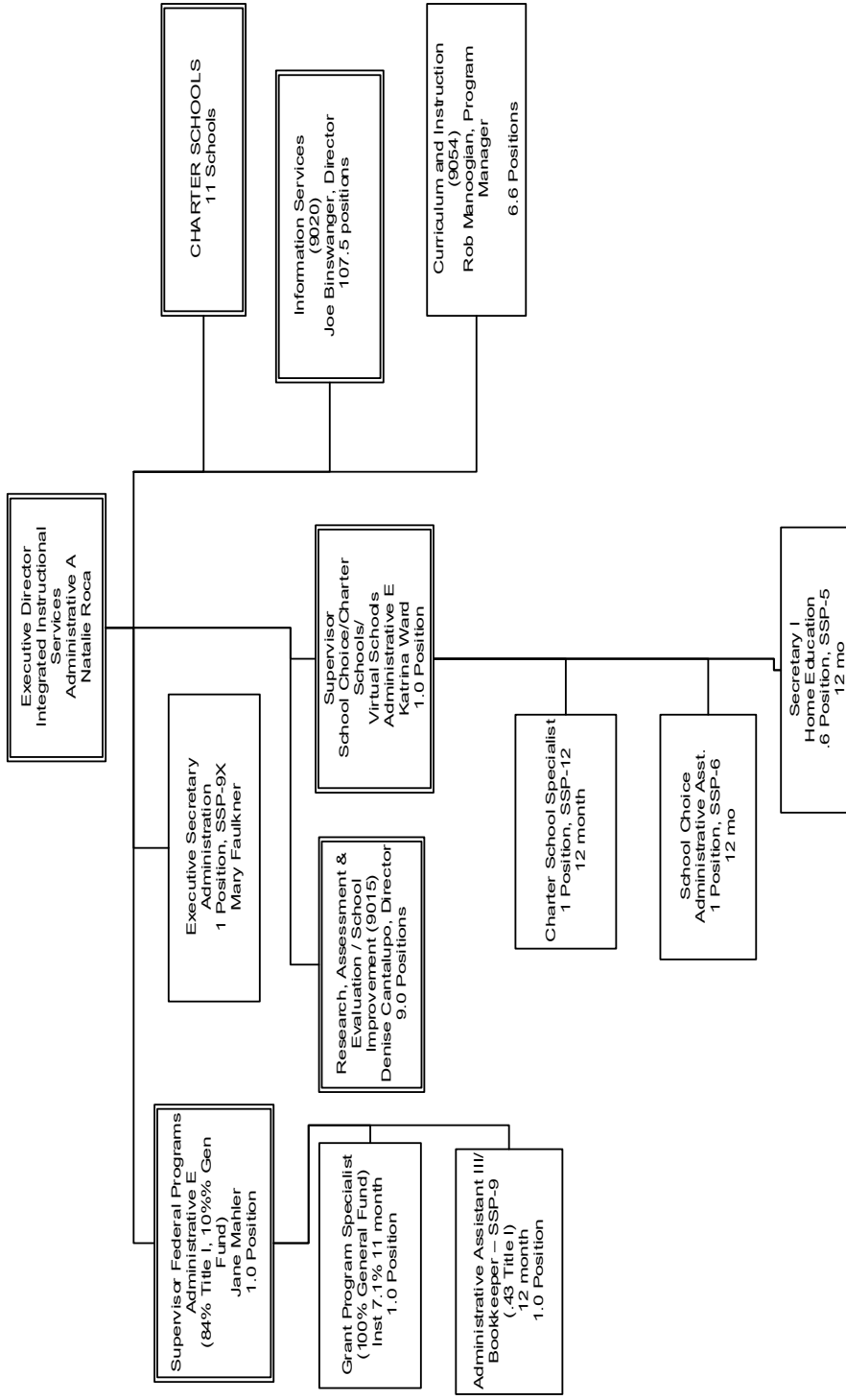
Total Number of Positions 2017-18	Increased Positions		Decreased Positions		Total Number of Positions 2018-19	Net Increase or (Decrease) Positions By Fund
	New Positions Transfer In	Deleted Positions Transfers Out	Deleted Positions Transfers Out	Deleted Positions Transfers Out		
General Fund	2.75	General Fund 1.00	General Fund	General Fund	3.75	General Fund 1.00
Grant Fund	1.50	Federal Fund	Federal Fund	Federal Fund	1.50	Federal Fund
Self Insurance Fund		Self Insurance Fund	Self Insurance Fund	Self Insurance Fund		Self Insurance Fund
Capital Fund		Capital Fund	Capital Fund	Capital Fund		Capital Fund
Food Service		Food Service	Food Service	Food Service		Food Service
Total	4.25	Total	Total	Total	5.25	Total

The School Board of Sarasota County, Florida
 Instructional Materials and Library Services
 Cost Center 9054



Total Number of Positions 2017-18	Increased Positions		Decreased Positions		Total Number of Positions 2018-19	Net Increase or (Decrease) Positions By Fund
	New Positions Transfer In	Deleted Positions Transfers Out	Deleted Positions Transfers Out	Total		
General Fund	6.60				5.60	General Fund (1.00)
Grant Fund				(1.00)		Grant Fund
Self Insurance Fund						Self Insurance Fund
Capital Fund						Capital Fund
Food Service						Food Service
Total	6.60			(1.00)	5.60	Total (1.00)

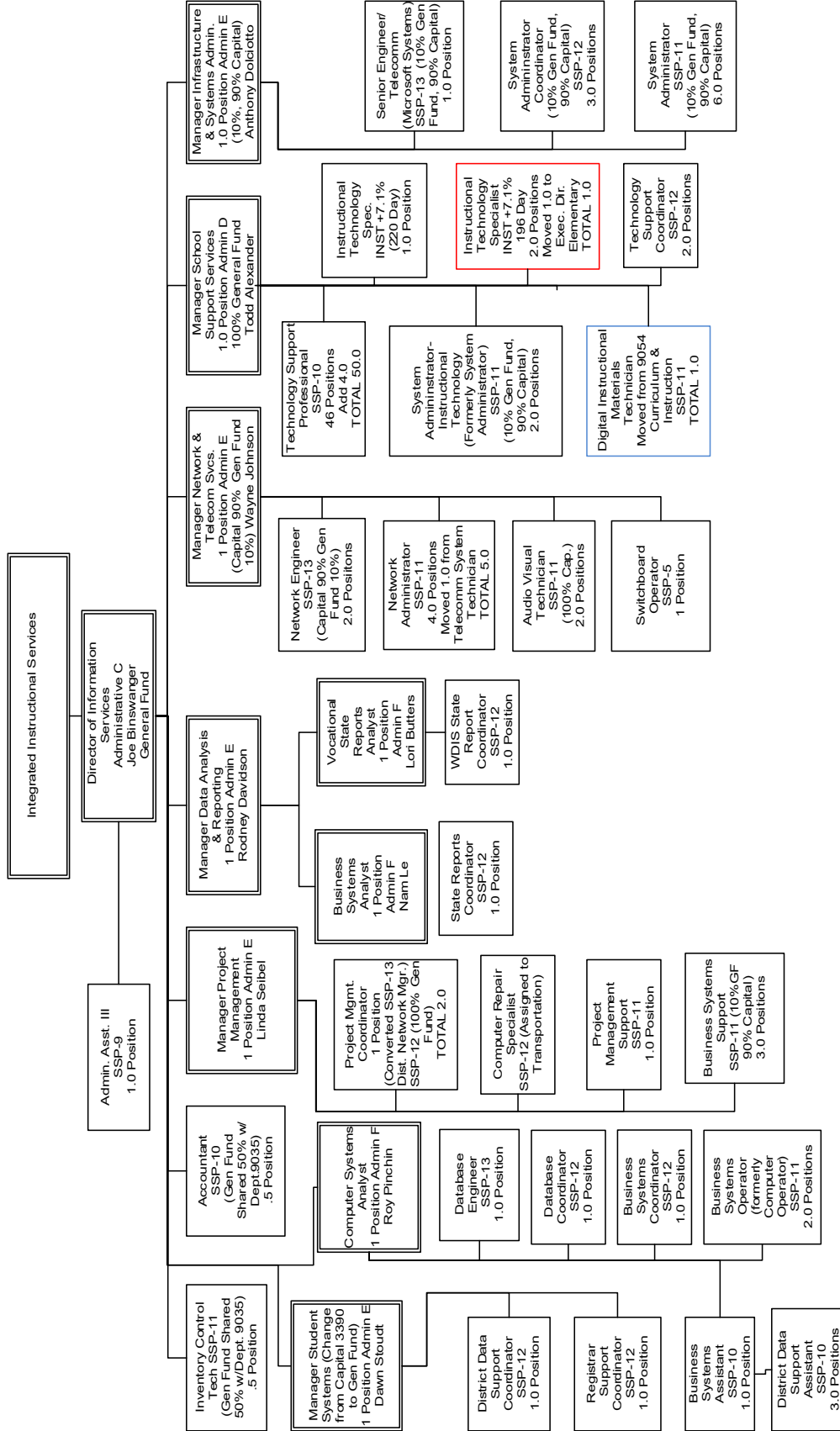
The School Board of Sarasota County, Florida
Integrated Instructional Services
Cost Center 9016



Total Number of Positions 2017-18	Increased Positions		Decreased Positions		Total Number of Positions 2018-19	Net Increase or (Decrease) Positions By Fund
	New Positions Transfer In	Deleted Positions Transfers Out	General Fund	Other Funds		
General Fund 7.20	General Fund 0.13	General Fund	General Fund	General Fund	7.33	General Fund 0.13
Grant Fund 1.40	Grant Fund	Grant Fund	Grant Fund	Grant Fund	1.27	Grant Fund (0.13)
Self Insurance Fund	Self Insurance Fund	Self Insurance Fund	Self Insurance Fund	Self Insurance Fund		Self Insurance Fund
Capital Fund	Capital Fund	Capital Fund	Capital Fund	Capital Fund		Capital Fund
Food Service	Food Service	Food Service	Food Service	Food Service		Food Service
Total 8.60	Total 0.13	Total (0.13)	Total	Total	8.60	Total

The School Board of Sarasota County, Florida

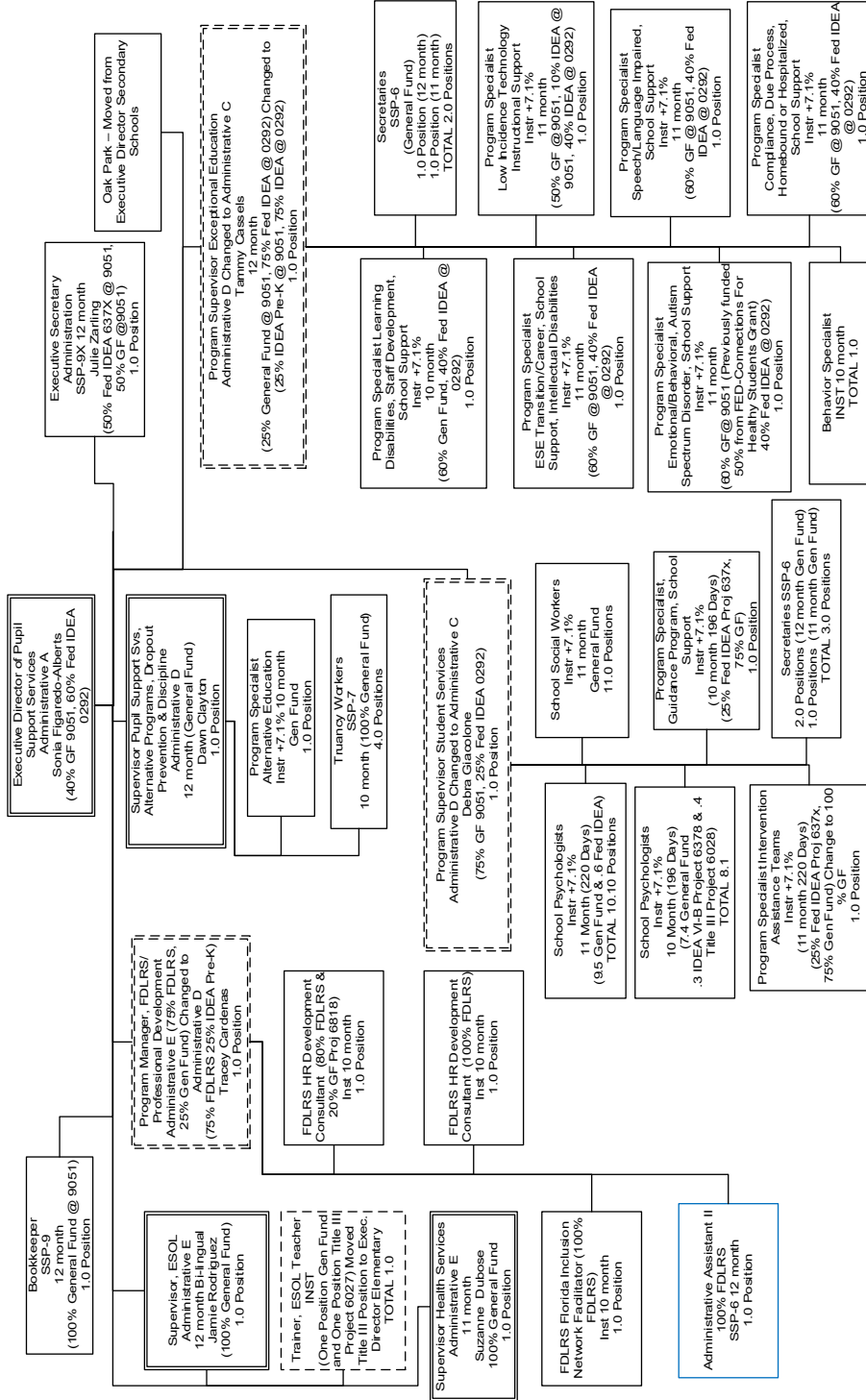
Information Technology Cost Center 9020



Total Number of Positions 2017-18	Increased Positions		Decreased Positions		Total Number of Positions 2018-19	Net Increase or (Decrease) Positions By Fund
	New Positions Transfer In	Deleted Positions Transfer Out	Deleted Positions Transfer Out	Total		
General Fund 83.40	General Fund 1.00	General Fund (0.50)	General Fund	General Fund	83.90	General Fund 0.50
Grant Fund	Grant Fund	Grant Fund	Grant Fund	Grant Fund		Grant Fund
Self Insurance Fund	Self Insurance Fund	Self Insurance Fund	Self Insurance Fund	Self Insurance Fund		Self Insurance Fund
Capital Fund 25.10	Capital Fund	Capital Fund	Capital Fund	Capital Fund	25.10	Capital Fund
Food Service	Food Service	Food Service	Food Service	Food Service		Food Service
Total 108.50	Total 1.00	Total (0.50)	Total	Total	109.00	Total 0.50

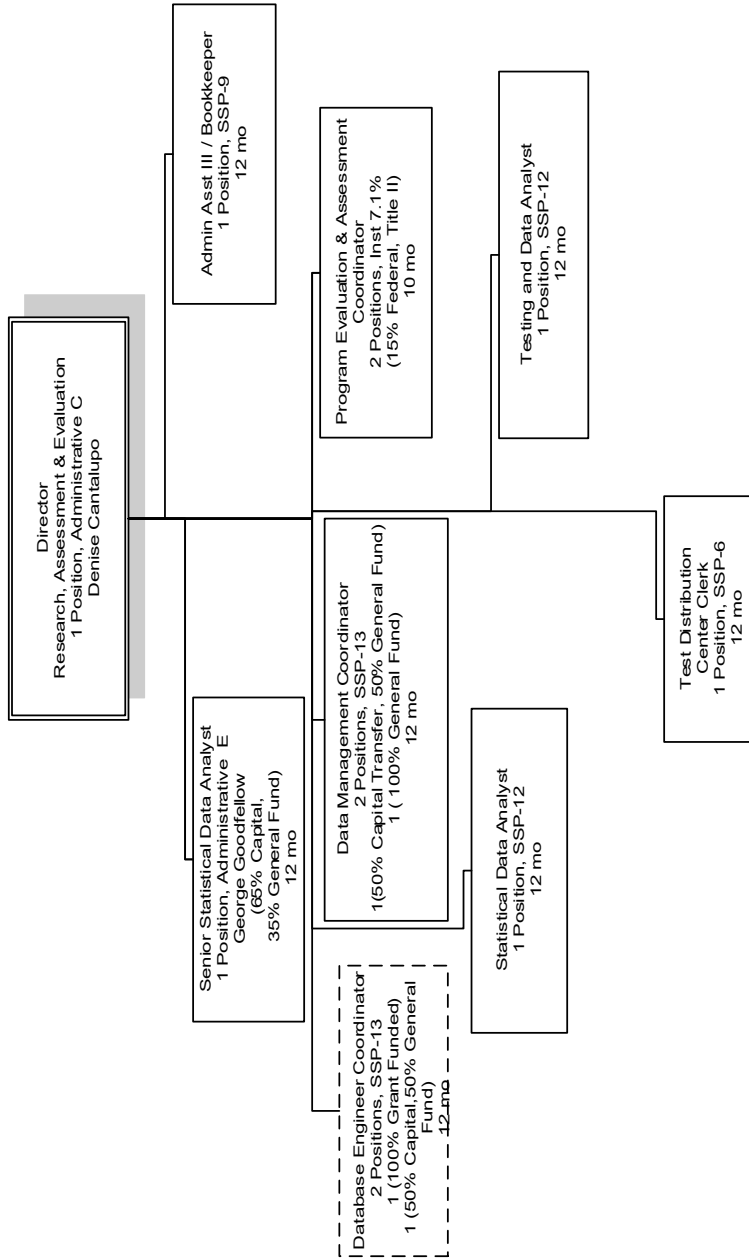
The School Board of Sarasota County, Florida

Pupil Support Services Cost Center 9051



Total Number of Positions 2017-18		Increased Positions Transfer In		Deleted Positions Transfers Out		Total Number of Positions 2018-19		Net Increase or (Decrease) Positions By Fund	
General Fund	51.25	General Fund	0.50	General Fund	(0.50)	General Fund	50.75	General Fund	(0.50)
Grant Fund	7.95	Federal Fund	0.50	Federal Fund	(1.00)	Federal Fund	7.45	Federal Fund	(0.50)
Self Insurance Fund		Self Insurance Fund		Self Insurance Fund		Self Insurance Fund		Self Insurance Fund	
Capital Fund		Capital Fund		Capital Fund		Capital Fund		Capital Fund	
Food Service		Food Service		Food Service		Food Service		Food Service	
Total	59.20	Total	0.50	Total	(1.50)	Total	58.20	Total	(1.00)

The School Board of Sarasota County, Florida
Research, Assessment and Evaluation / School Improvement
Cost Center 9015



Total Number of Positions 2017-18	Increased Positions		Decreased Positions		Total Number of Positions 2018-19	Net Increase or (Decrease) Positions By Fund
	New Positions Transfer In	Deleted Positions Transfers Out	General Fund	Grant Fund		
General Fund	8.95	0.10	General Fund	9.05	General Fund	0.10
Grant Fund	1.40	0.90	Grant Fund	1.30	Grant Fund	(0.10)
Self Insurance Fund			Self Insurance Fund		Self Insurance Fund	
Capital Fund	0.65	1.00	Capital Fund	1.65	Capital Fund	1.00
Food Service			Food Service		Food Service	
Total	11.00	2.00	Total	12.00	Total	1.00

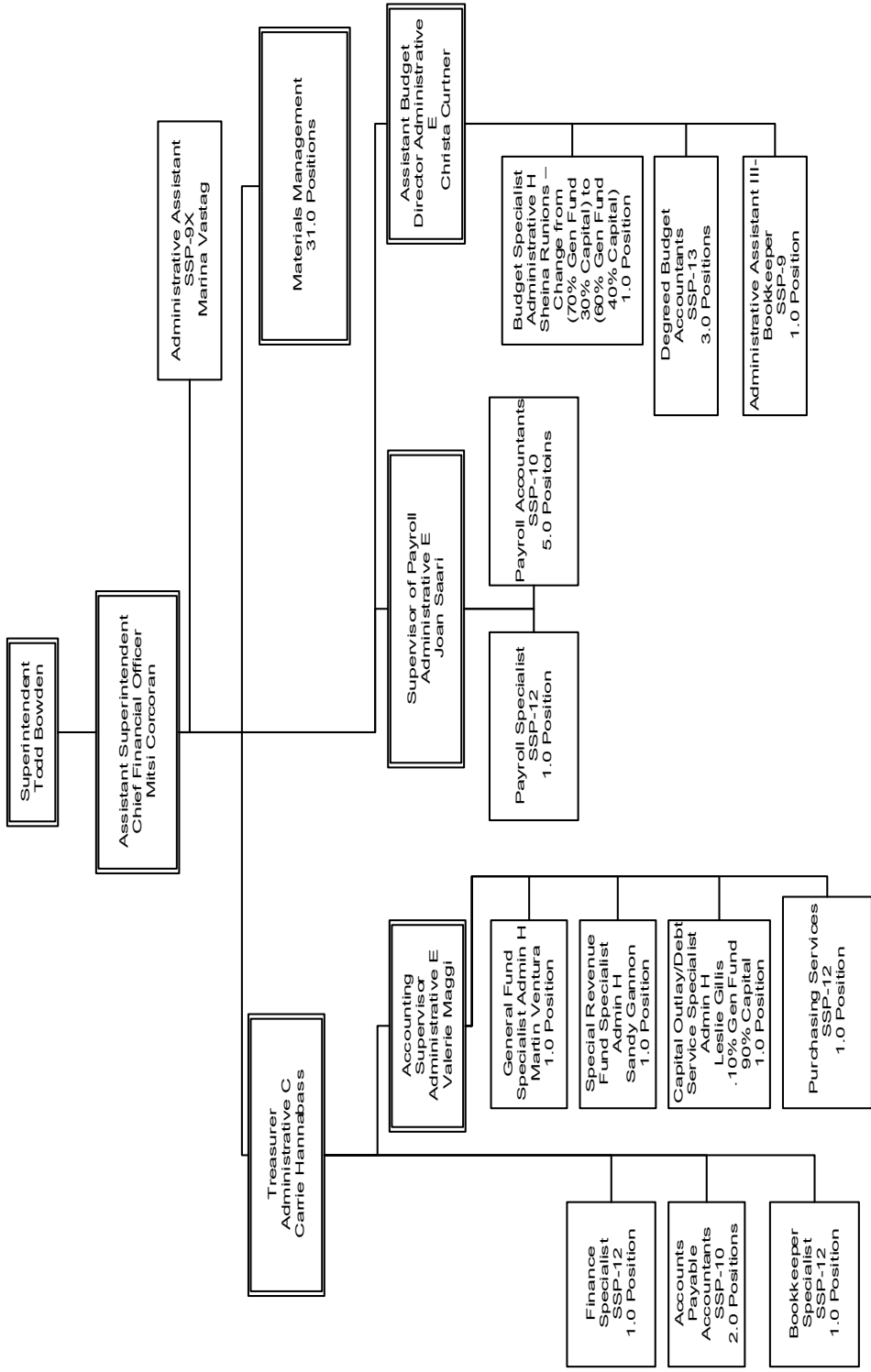


The School Board of Sarasota County, Florida

Assistant Superintendent– Chief Financial Officer 2018-2019

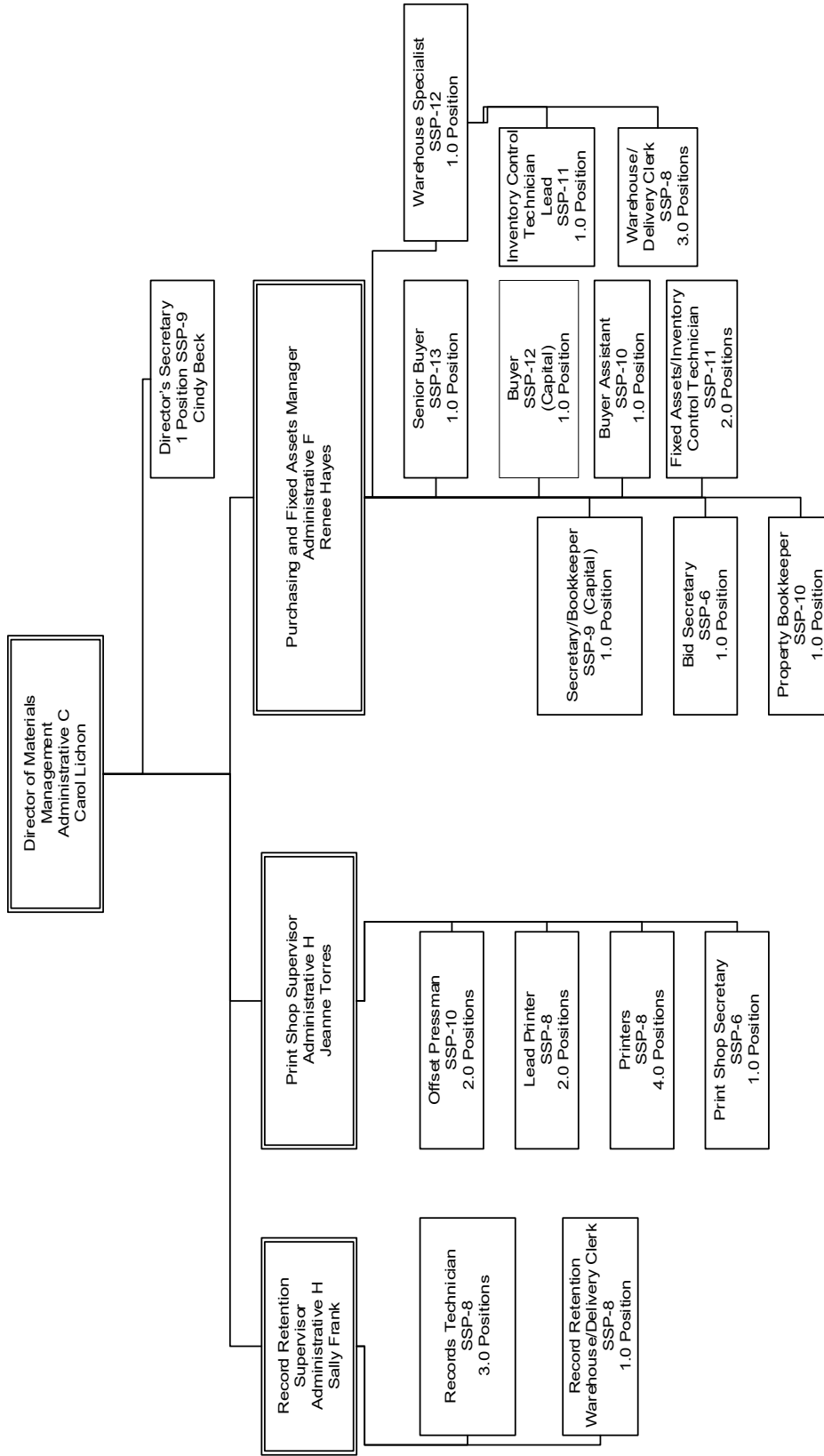
This page intentionally left blank

**The School Board of Sarasota County, Florida
Financial Services
Cost Center 9038**



Total Number of Positions 2017-18		Increased Positions New Positions Transfer In		Decreased Positions Deleted Positions Transfers Out		Total Number of Positions 2018-19		Net Increase or (Decrease) Positions By Fund	
General Fund	23.80	General Fund	General Fund	General Fund	General Fund	General Fund	General Fund	General Fund	
Grant Fund		Grant Fund	Grant Fund	Grant Fund	Grant Fund	Grant Fund	Grant Fund	Grant Fund	
Self Insurance Fund		Self Insurance Fund	Self Insurance Fund	Self Insurance Fund	Self Insurance Fund	Self Insurance Fund	Self Insurance Fund	Self Insurance Fund	
Capital Fund	1.20	Capital Fund	Capital Fund	Capital Fund	Capital Fund	Capital Fund	Capital Fund	Capital Fund	
Food Service		Food Service	Food Service	Food Service	Food Service	Food Service	Food Service	Food Service	
Total	25.00	Total	Total	Total	Total	Total	Total	Total	

The School Board of Sarasota County, Florida
Materials Management
Department 9033



Total Number of Positions 2016-17		Increased Positions New Positions Transfer In		Decreased Positions Deleted Positions Transfers Out		Total Number of Positions 2017-18		Net Increase or (Decrease) Positions By Fund	
General Fund	29.00	General Fund		General Fund		General Fund	29.00	General Fund	
Grant Fund		Federal Fund		Federal Fund		Federal Fund		Federal Fund	
Self Insurance Fund		Self Insurance Fund		Self Insurance Fund		Self Insurance Fund		Self Insurance Fund	
Capital Fund	2.00	Capital Fund		Capital Fund		Capital Fund	2.00	Capital Fund	
Food Service		Food Service		Food Service		Food Service		Food Service	
Total	31.00	Total		Total		Total	31.00	Total	



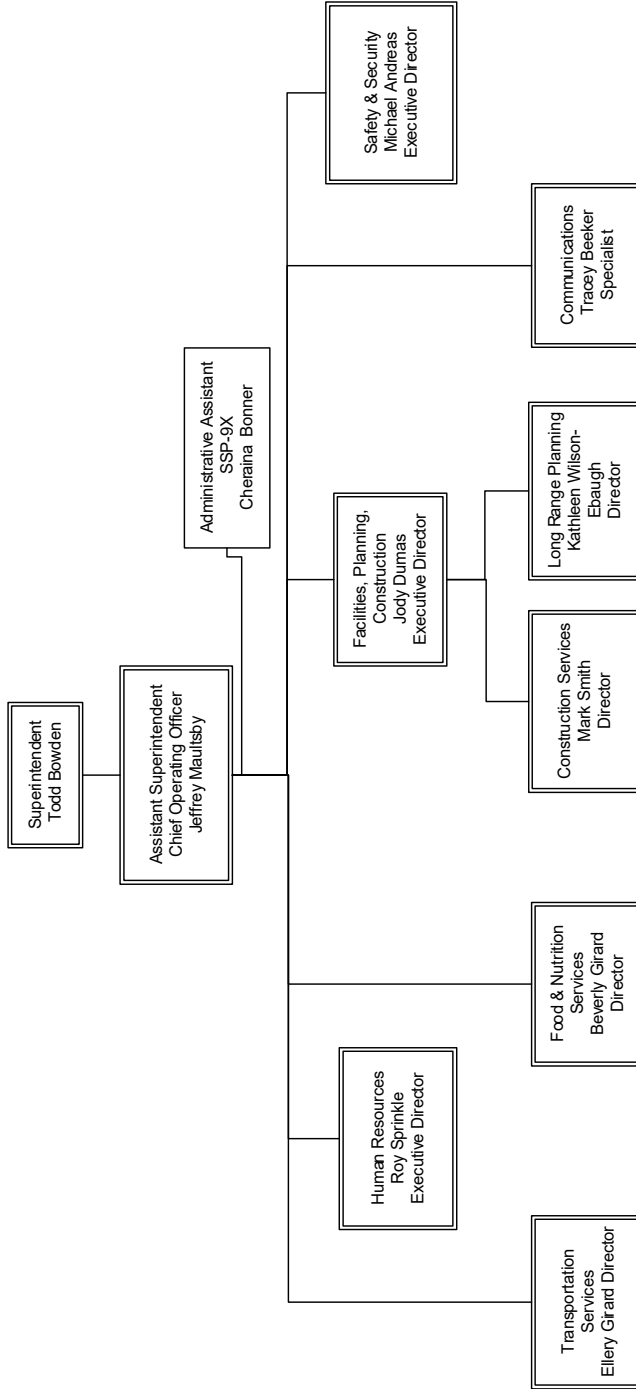
The School Board of Sarasota County, Florida

Assistant Superintendent– Chief Operations Officer

2018-2019

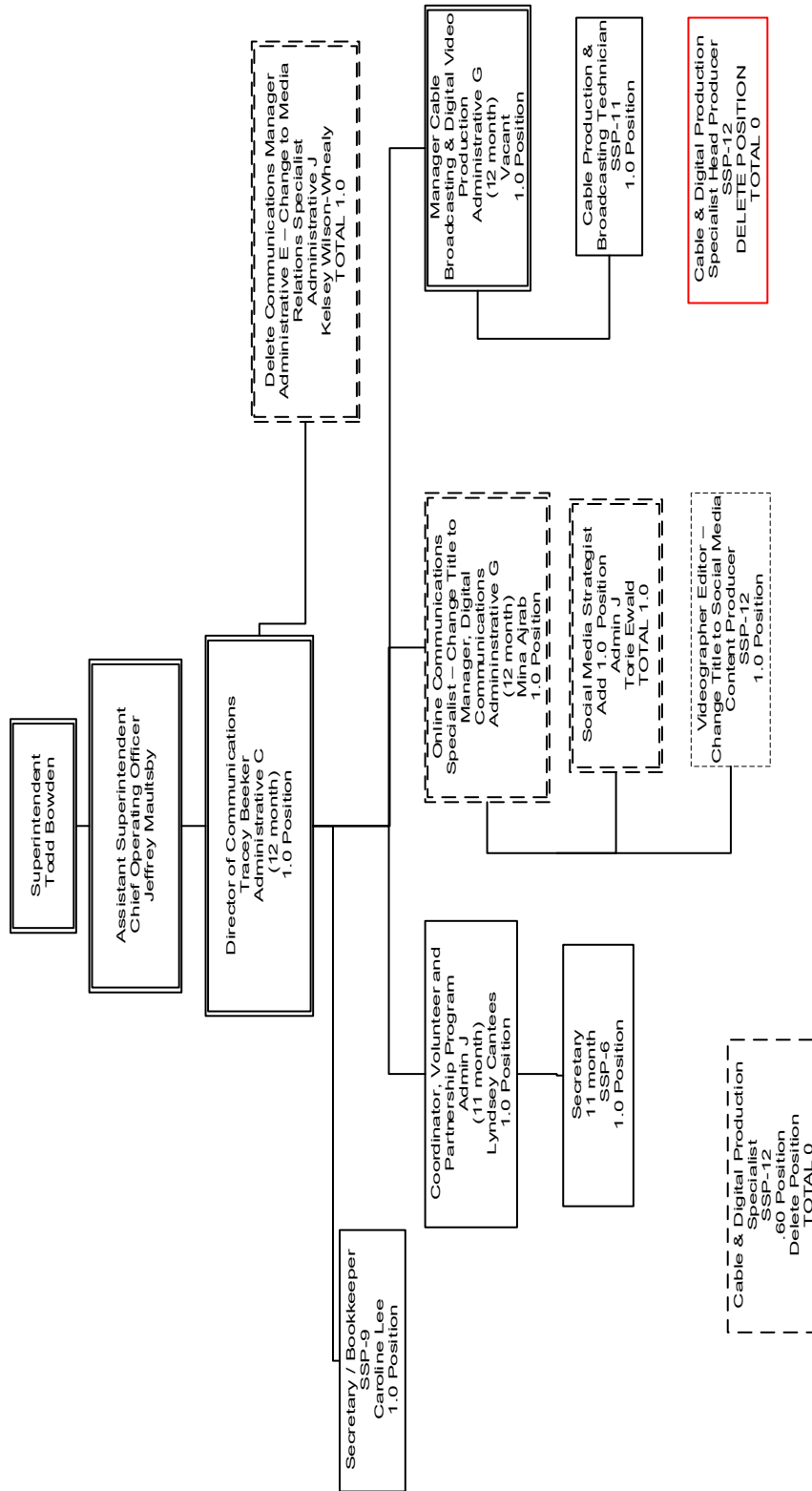
This page intentionally left blank

**The School Board of Sarasota County, Florida
Assistant Superintendent / Chief Operating Officer
Cost Center 9025**



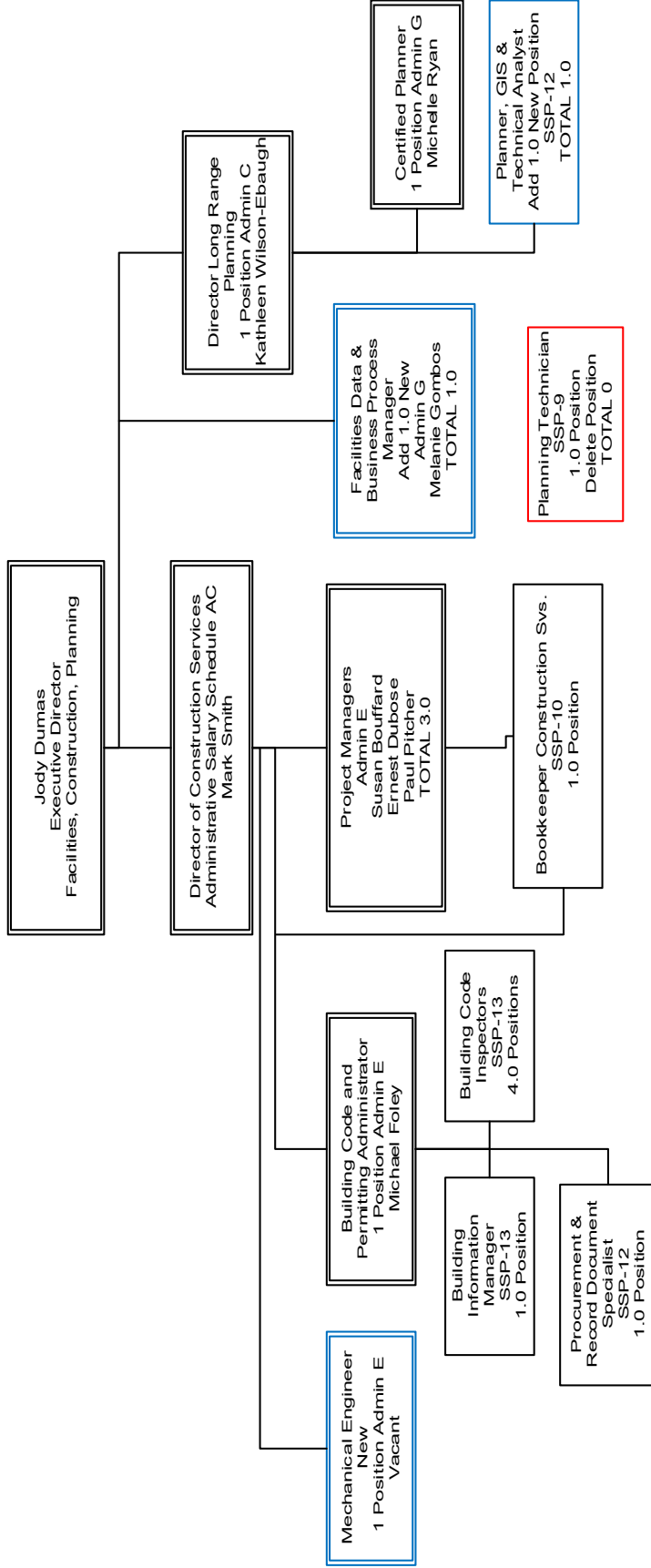
Total Number of Positions 2017-18	Increased Positions		Decreased Positions		Total Number of Positions 2018-19	Net Increase or (Decrease) Positions By Fund
	New Positions Transfer In	Deleted Positions Transfers Out	General Fund	Grant Fund		
General Fund	818.23		General Fund	838.38	General Fund	20.15
Grant Fund	0.75		Grant Fund	0.75	Grant Fund	
Self Insurance Fund	5.00		Self Insurance Fund	5.00	Self Insurance Fund	0.25
Capital Fund	105.75		Capital Fund	106.00	Capital Fund	
Food Service	368.00		Food Service	368.00	Food Service	
Total	1,297.73	41.00	Total	(20.60)	Total	20.40

The School Board of Sarasota County, Florida
Communications and Community Relations / VPO
Cost Center 9075



Total Number of Positions 2017-18		Increased Positions New Positions Transfer In		Decreased Positions Deleted Positions Transfers Out		Total Number of Positions 2018-19		Net Increase or (Decrease) Positions By Fund	
General Fund	10.60	General Fund	3.00	General Fund	(3.60)	General Fund	10.00	General Fund	(0.60)
Grant Fund		Federal Fund		Federal Fund		Federal Fund		Federal Fund	
Self Insurance Fund		Self Insurance Fund		Self Insurance Fund		Self Insurance Fund		Self Insurance Fund	
Capital Fund		Capital Fund		Capital Fund		Capital Fund		Capital Fund	
Food Service		Food Service		Food Service		Food Service		Food Service	
Total	10.60	Total	3.00	Total	(3.60)	Total	10.00	Total	(0.60)

The School Board of Sarasota County, Florida
Construction Services
Cost Center 9042

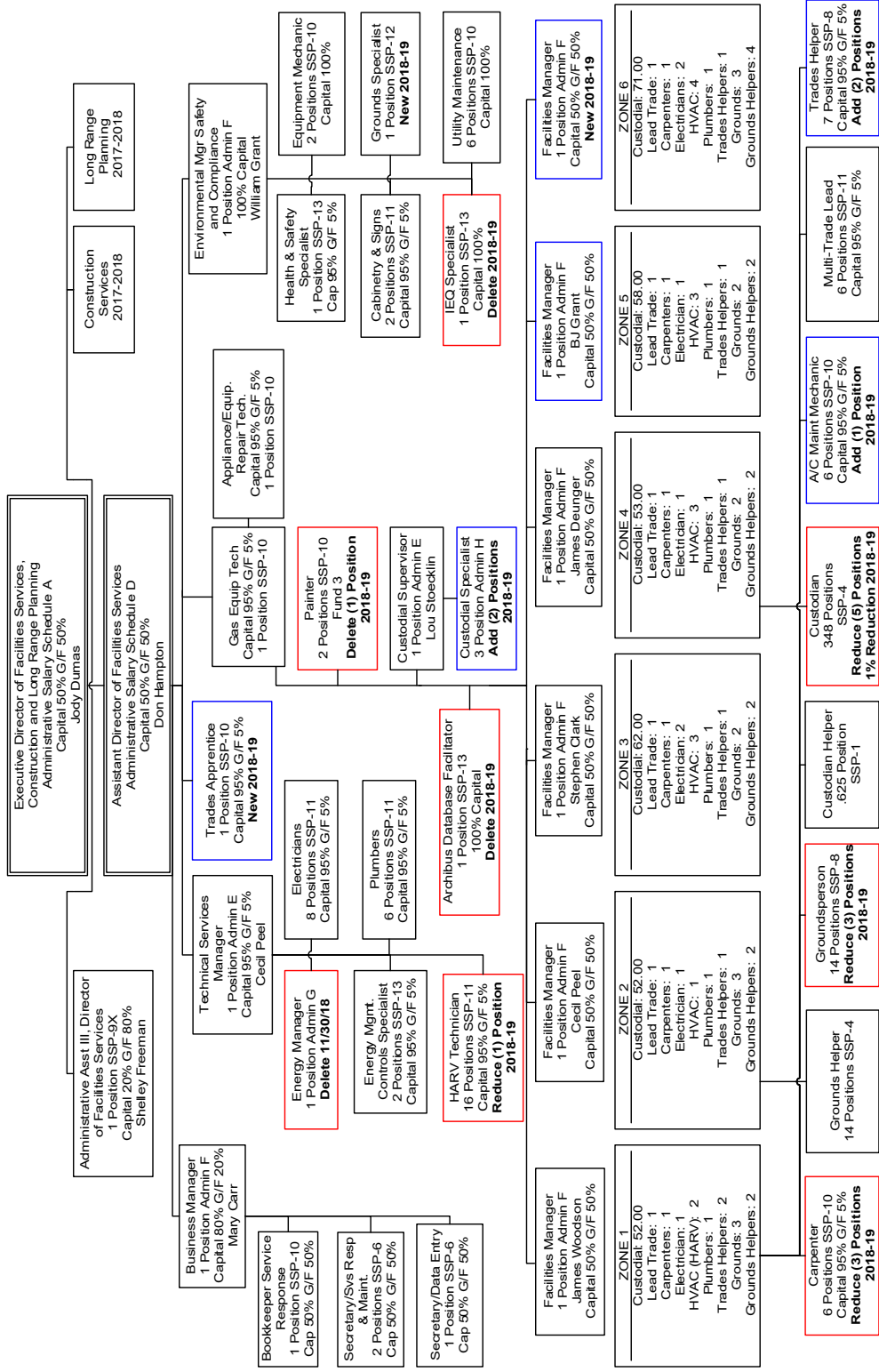


Plan Room Specialist
 SSP-12
 1.0 Position
 Delete Position
 TOTAL 0

Total Number of Positions 2017-18		Increased Positions New Positions Transfer In		Decreased Positions Deleted Positions Transfers Out		Total Number of Positions 2018-19		Net Increase or (Decrease) Positions By Fund	
General Fund	Grant Fund	General Fund	Grant Fund	General Fund	Grant Fund	General Fund	Grant Fund	General Fund	Grant Fund
Self Insurance Fund		Self Insurance Fund		Self Insurance Fund		Self Insurance Fund		Self Insurance Fund	
Capital Fund	16.00	Capital Fund	3.00	Capital Fund	(2.00)	Capital Fund	17.00	Capital Fund	1.00
Food Service		Food Service		Food Service		Food Service		Food Service	
Total	16.00	Total	3.00	Total	(2.00)	Total	17.00	Total	1.00

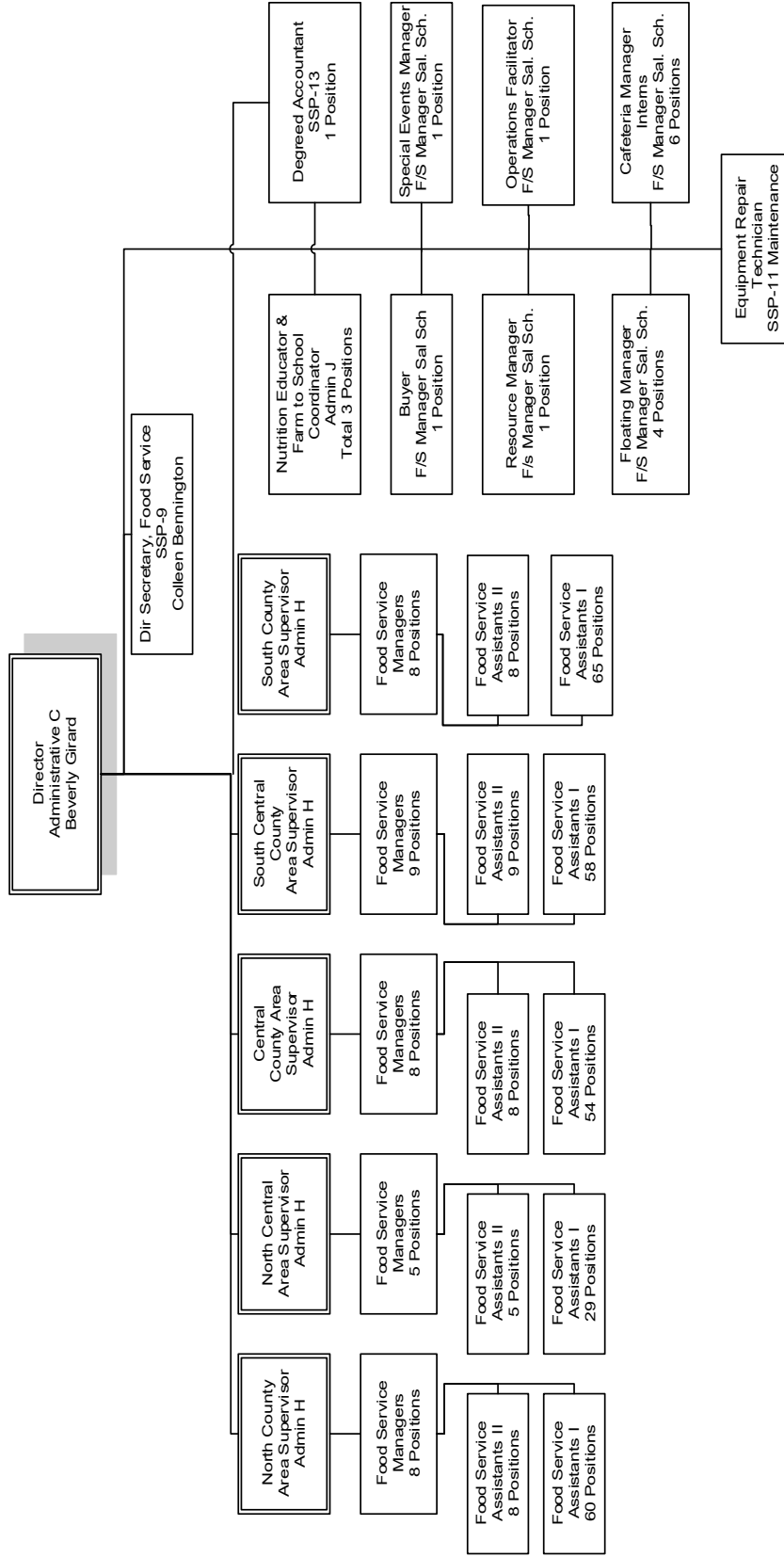
The School Board of Sarasota County, Florida

Facilities Services Department 9029



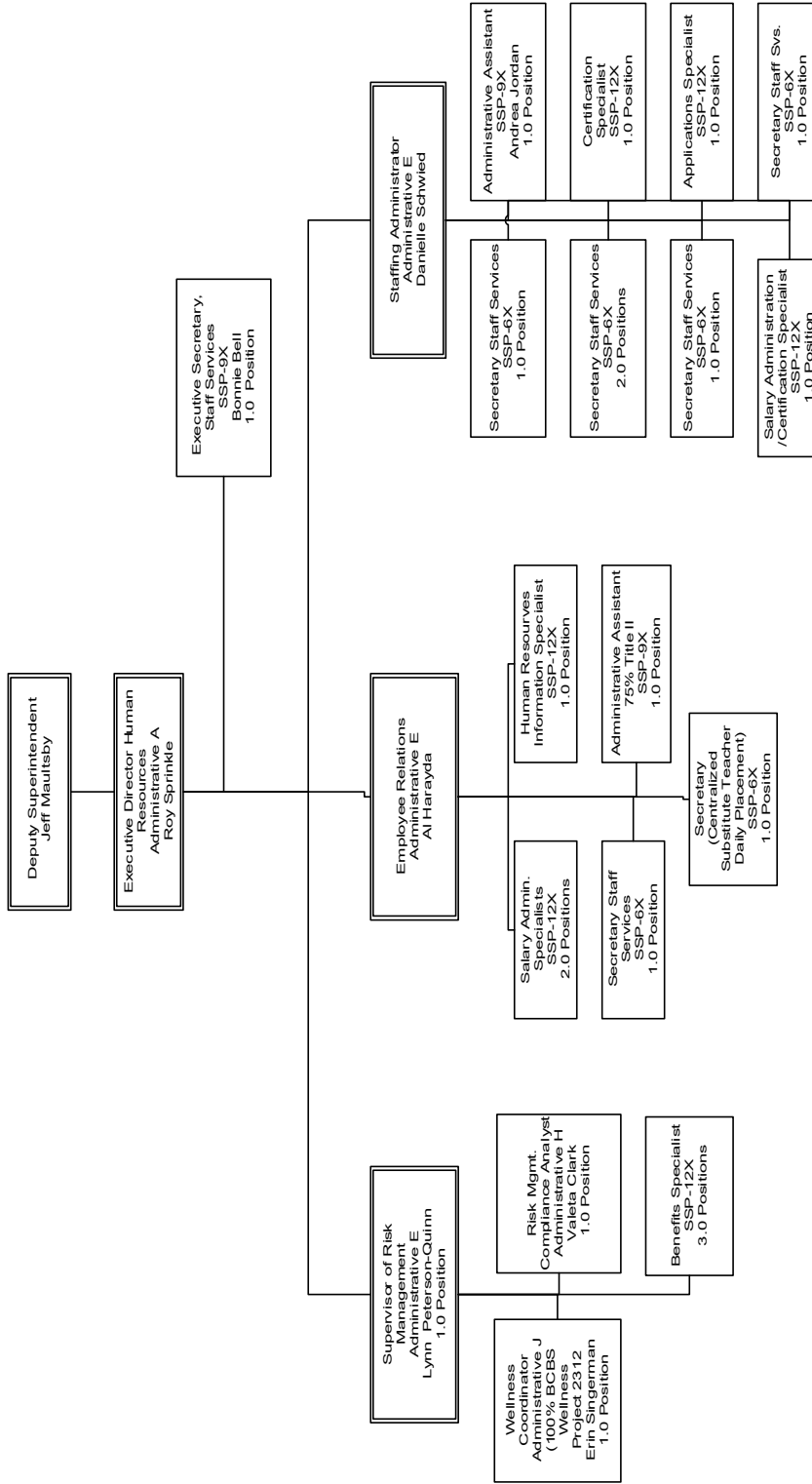
Total Number of Positions 2017-18	Increased Positions		Decreased Positions		Total Number of Positions 2018-19	Net Increase or (Decrease) Positions By Fund
	New Positions Transfer In	Deleted Positions Transfers Out	Deleted Positions Transfers Out	Positions By Fund		
General Fund	395.58	1.50	(7.00)	General Fund	390.08	(5.50)
Grant Fund	0.00			Federal Fund	0.00	0.00
Self Insurance Fund	0.00			Self Insurance Fund	0.00	0.00
Capital Fund	81.05	0.50	(3.00)	Capital Fund	78.55	(2.50)
Food Service	0.00			Food Service	0.00	0.00
Total	476.63	2.00	(10.00)	Total	468.63	(8.00)

The School Board of Sarasota County, Florida
Food & Nutrition Services
Department 9021



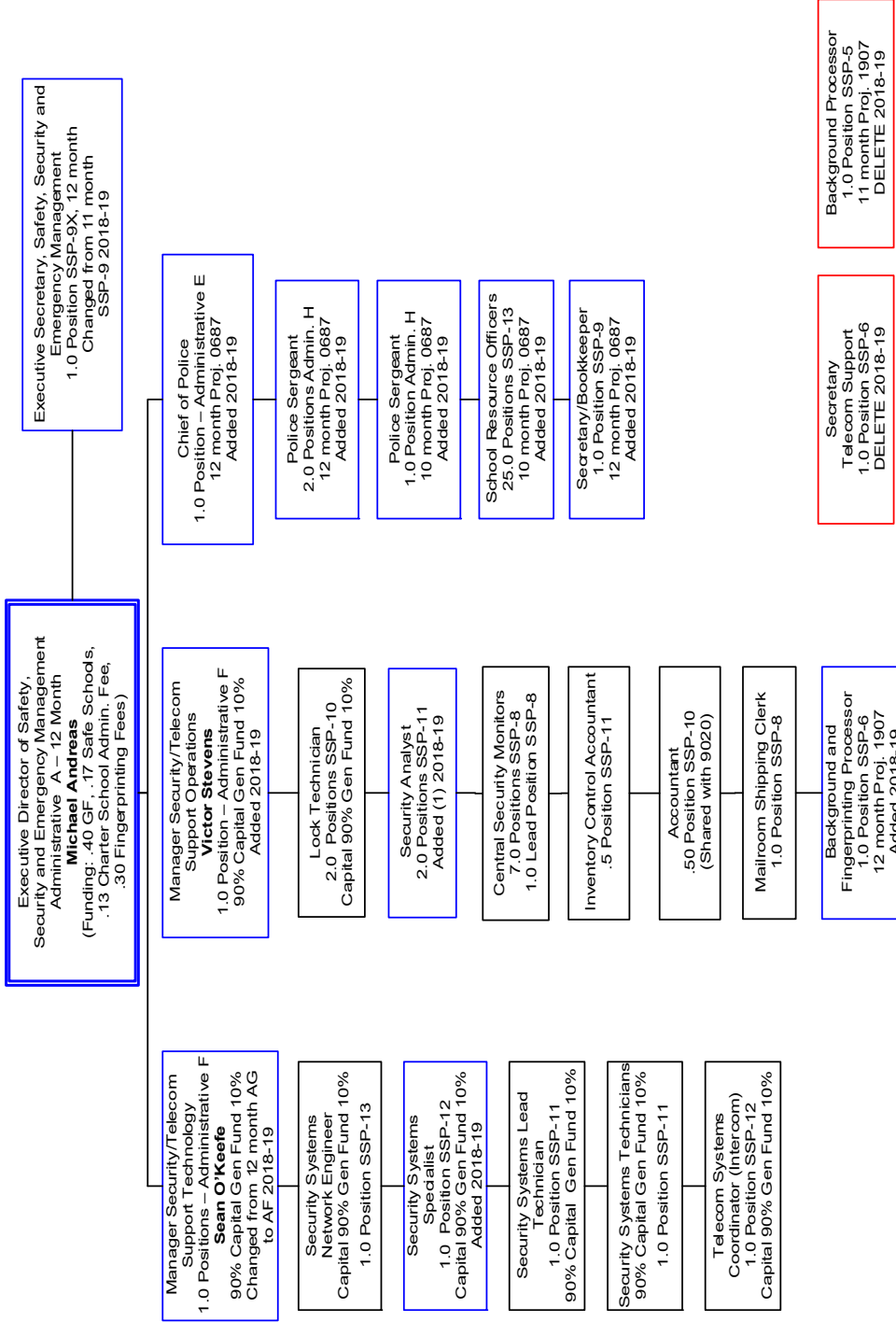
Total Number of Positions 2017-18	Increased Positions		Decreased Positions		Total Number of Positions 2018-19		Net Increase or (Decrease) Positions By Fund
	New Positions	Transfer In	Deleted Positions	Transfers Out	General Fund	Federal Fund	
General Fund							
Grant Fund							
Self Insurance Fund							
Capital Fund							
Food Service	368.00						
Total	368.00	Total	Total	Total	368.00	368.00	Total

The School Board of Sarasota County, Florida
 Human Resources
 Cost Center 9023



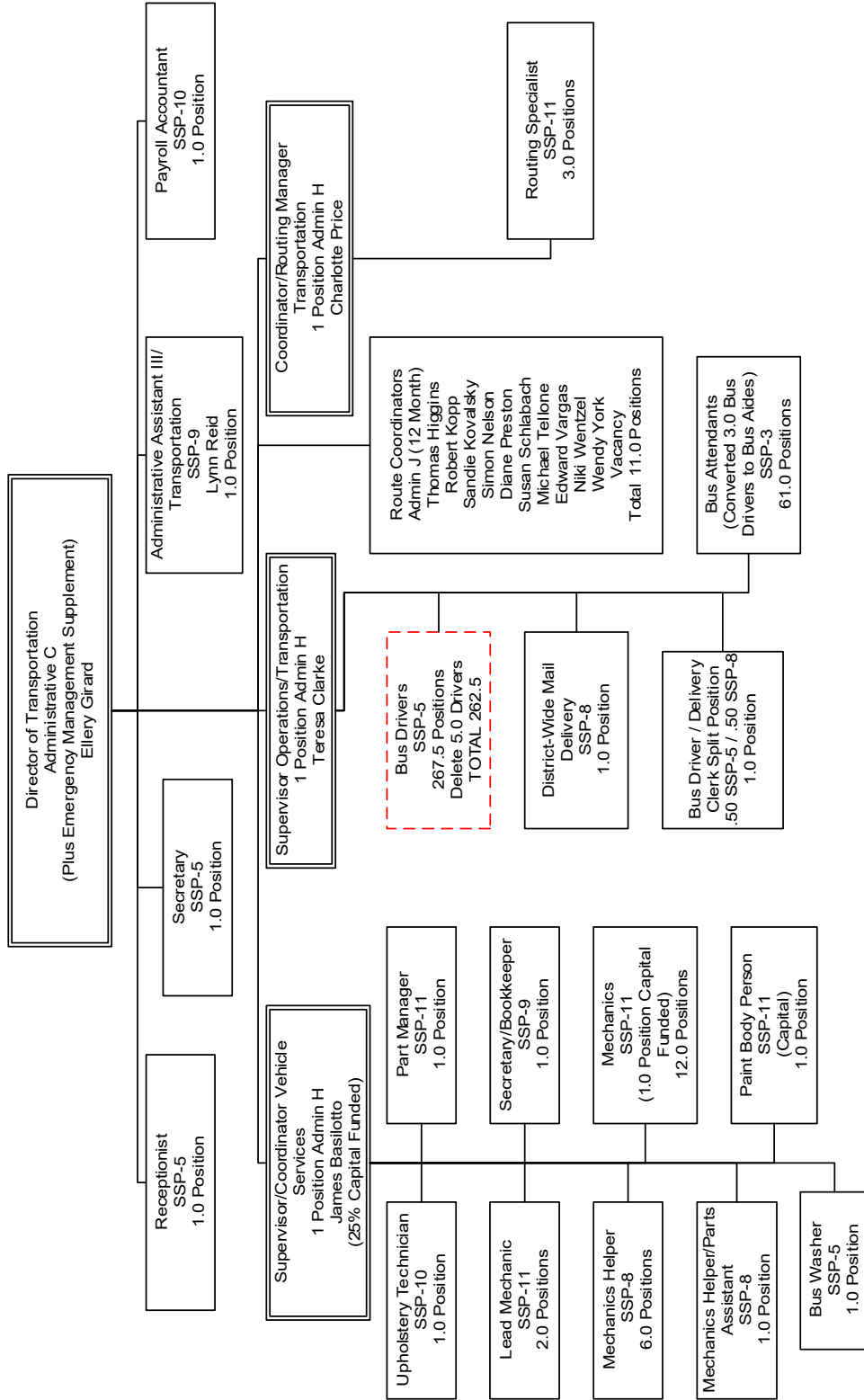
Total Number of Positions 2017-18	Increased Positions		Decreased Positions		Total Number of Positions 2018-19	Net Increase or (Decrease) Positions By Fund
	New Positions Transfer In	Deleted Positions Transfers Out	General Fund	Grant Fund		
19.25	General Fund	General Fund	19.25	General Fund		
0.75	Grant Fund	Grant Fund	0.75	Grant Fund		
5.00	Self Insurance Fund	Self Insurance Fund	5.00	Self Insurance Fund		
	Capital Fund	Capital Fund		Capital Fund		
	Food Service	Food Service		Food Service		
Total	Total	Total	25.00	Total	25.00	Total

**The School Board of Sarasota County, Florida
Department of Safety, Security and Emergency Management
Cost Center 9035**



Total Number of Positions 2017-18	Increased Positions		Decreased Positions		Total Number of Positions 2018-19	Net Increase or (Decrease) Positions By Fund
	New Positions Transfer In	Deleted Positions Transfers Out	Deleted Positions	Total		
General Fund	15.05	30.25	General Fund (0.50)	General Fund	44.80	29.75
Grant Fund		Grant Fund	Grant Fund	Grant Fund		
Self Insurance Fund		Self Insurance Fund	Self Insurance Fund	Self Insurance Fund		
Capital Fund	7.45	1.75	Capital Fund	Capital Fund	9.20	1.75
Food Service		Food Service	Food Service	Food Service		
Total	22.50	32.00	Total (0.50)	Total	54.00	31.50

The School Board of Sarasota County, Florida
Transportation
Department 9030



Total Number of Positions 2017-18		Increased New Positions Transfer In		Decreased Deleted Positions Transfers Out		Total Number of Positions 2018-19		Net Increase or (Decrease) Positions By Fund	
General Fund	375.75	General Fund	1.00	General Fund	(5.00)	General Fund	371.75	General Fund	(4.00)
Grant Fund		Federal Fund		Federal Fund		Federal Fund		Federal Fund	
Self Insurance Fund		Self Insurance Fund		Self Insurance Fund		Self Insurance Fund		Self Insurance Fund	
Capital Fund	1.25	Capital Fund		Capital Fund		Capital Fund	1.25	Capital Fund	
Food Service		Food Service		Food Service		Food Service		Food Service	
Total	377.00	Total	1.00	Total	(5.00)	Total	373.00	Total	(4.00)